

**DLALA BROKERAGE AND INVESTMENT
HOLDING COMPANY Q.P.S.C.
CONSOLIDATED FINANCIAL STATEMENTS
31 DECEMBER 2024**

DLALA BROKERAGE AND INVESTMENT HOLDING COMPANY Q.P.S.C.
CONSOLIDATED FINANCIAL STATEMENTS
AS AT AND FOR THE YEAR ENDED 31 DECEMBER 2024

Contents	Page (s)
Independent auditor's report on consolidated financial statements	1 – 4
Consolidated statement of financial position	5
Consolidated statement of profit and loss	6
Consolidated statement of other comprehensive income	7
Consolidated statement of changes in equity	8
Consolidated statement of cash flows	9
Notes to the consolidated financial statements	10 - 41

INDEPENDENT AUDITOR'S REPORT TO THE SHAREHOLDERS OF DLALA BROKERAGE AND INVESTMENT HOLDING COMPANY Q.P.S.C.

Report on the audit of the consolidated financial statements

Opinion

We have audited the consolidated financial statements of Dlala Brokerage and Investment Holding Company Q.P.S.C. (the "Company") and its subsidiaries (together referred to as "Group") which comprise the consolidated statement of financial position as at 31 December 2024 and the consolidated statements of profit or loss, other comprehensive income, changes in equity and cash flows for the year then ended, and notes to the consolidated financial statements including, a summary material accounting policy information.

In our opinion, the accompanying consolidated financial statements present fairly, in all material respects, the consolidated financial position of the Group as at 31 December 2024, and its consolidated financial performance and its consolidated cash flows for the year then ended in accordance with International Financial Reporting Standards (IFRSs).

Basis for opinion

We conducted our audit in accordance with International Standards on Auditing (ISAs). Our responsibilities under those standards are further described in the "Auditor's responsibilities for the audit of the consolidated financial statements" section of our report. We are independent of the Group in accordance with the International Ethics Standards Board for Accountants' International Code of Ethics for Professional Accountants (IESBA Code) together with the ethical requirements that are relevant to our audit of the consolidated financial statements in the State of Qatar, and we have fulfilled our other ethical responsibilities in accordance with the IESBA Code. We believe that the audit evidence we have obtained is sufficient and appropriate to provide a basis for our opinion.

Key audit matters

Key audit matters are those matters that, in our professional judgement, were of most significance in our audit of the consolidated financial statements for the current year. We identified the following key audit matters which were addressed in the context of our audit of the consolidated financial statements as a whole, and in forming our opinion thereon, and we do not provide a separate opinion on these matters.

Key audit matters	How our audit addressed the key audit matter
<p>Bank balances - customers' funds and due to customers</p> <p>Refer to Note 5 to the consolidated financial statements:</p> <ul style="list-style-type: none"> - Bank balances - customers' funds represent 47% of the consolidated total assets, amounting to QR 190,535 thousand. - Amounts due to customers represent 85% of the consolidated total liabilities, amounting to QR 188,677 thousand. <p>Bank balances - customers' funds consist of deposits made by customers and collections received on their behalf from securities trading. These balances are recorded as due to customers and classified as current liabilities, as they are subject to settlement or withdrawal by the customers.</p>	<p>Our audit procedures included the following among others:</p> <ul style="list-style-type: none"> • evaluated the relevant internal controls to assess their adequacy and effectiveness and tested them accordingly. • performed analytical procedures on the balances related to amounts due to customers and bank balances - customers' funds as at 31 December 2024 to gain further insight into the financial data and identify any unusual transactions or trends. • selected a sample of customers and vouched their balances for accuracy, comparing them to the corresponding balances as per the books. • obtained direct confirmation letters for all bank accounts as at 31 December 2024 and verified them against the balances as per the books.

**INDEPENDENT AUDITOR'S REPORT TO THE SHAREHOLDERS OF
DLALA BROKERAGE AND INVESTMENT HOLDING COMPANY Q.P.S.C. (CONTINUED)**
Report on the audit of the consolidated financial statements (continued)
Key audit matters (continued)

Key audit matters	How our audit addressed the key audit matter
<p>Bank balances - customers' funds and due to customers (continued)</p> <p>Due to the magnitude of the account balances, nature, and high volume of transactions, we determined the completeness of bank balances - customers funds and amounts due to customers as key audit matter.</p>	<ul style="list-style-type: none"> • examined the bank account reconciliation statements prepared by the management of the Group and ensured the accuracy of the reconciliations between the balances as per bank statements and as per the books of account. • examined a selected sample of subsequently settled accounts and share transactions related to amounts due to customers to assess the accuracy and completeness of the settlements. • examined the reconciliation between the amounts due to customers and the corresponding bank balances - customers' funds as at 31 December 2024 to verify the accuracy and completeness of the reconciliation.

Other information

The Board of Directors are responsible for the other information. The other information comprises the information included in the Annual Report for 2024 but does not include the consolidated financial statements and our auditor's report. The Group's 2024 annual report is expected to be made available to us after the date of this auditor's report, thereon. Our opinion on these consolidated financial statements does not cover the other information and we do not express any form of assurance or conclusion thereon.

In connection with our audit of the consolidated financial statements, our responsibility is to read the other information and, in doing so, consider whether the other information is materially inconsistent with the consolidated financial statements, or our knowledge obtained in the audit, or otherwise appears to be materially misstated. If, based on the work we have performed, we conclude that there is a material misstatement of this other information; we are required to report that fact. We have nothing to report in respect of the report on the other information.

Responsibilities of Board of Directors for the consolidated financial statements

The Board of Directors is responsible for the preparation and fair presentation of the consolidated financial statements in accordance with IFRSs, and for such internal control as Board of Directors determines is necessary to enable the preparation of consolidated financial statements that are free from material misstatement, whether due to fraud or error.

In preparing the consolidated financial statements, the Board of Directors is responsible for assessing the Group's ability to continue as a going concern, disclosing, as applicable, matters related to going concern and using the going concern basis of accounting unless Board of Directors either intends to liquidate the Group or to cease operations, or has no realistic alternative but to do so.

Auditor's responsibilities for the audit of the consolidated financial statements

Our objectives are to obtain reasonable assurance about whether the consolidated financial statements as a whole are free from material misstatement, whether due to fraud or error, and to issue an auditor's report that includes our opinion. Reasonable assurance is a high level of assurance but is not a guarantee that an audit conducted in accordance with ISAs will always detect a material misstatement when it exists.

**INDEPENDENT AUDITOR'S REPORT TO THE SHAREHOLDERS OF
DLALA BROKERAGE AND INVESTMENT HOLDING COMPANY Q.P.S.C. (CONTINUED)
Report on the audit of the consolidated financial statements (continued)**

Auditor's responsibilities for the audit of the consolidated financial statements (continued)

Misstatements can arise from fraud or error and are considered material if, individually or in the aggregate, they could reasonably be expected to influence the economic decisions of users taken on the basis of these consolidated financial statements.

As part of an audit in accordance with ISAs, we exercise professional judgment and maintain professional scepticism throughout the audit. We also:

- Identify and assess the risks of material misstatement of the consolidated financial statements, whether due to fraud or error, design and perform audit procedures responsive to those risks, and obtain audit evidence that is sufficient and appropriate to provide a basis for our opinion. The risk of not detecting a material misstatement resulting from fraud is higher than for one resulting from error, as fraud may involve collusion, forgery, intentional omissions, misrepresentations, or the override of internal control.
- Obtain an understanding of internal control relevant to the audit in order to design audit procedures that are appropriate in the circumstances, but not for the purpose of expressing an opinion on the effectiveness of the internal control.
- Evaluate the appropriateness of accounting policies used and the reasonableness of accounting estimates and related disclosures made by management.
- Conclude on the appropriateness of management's use of the going concern basis of accounting and, based on the audit evidence obtained, whether a material uncertainty exists related to events or conditions that may cast significant doubt on the Group's ability to continue as a going concern. If we conclude that a material uncertainty exists, we are required to draw attention in our auditor's report to the related disclosures in the consolidated financial statements or, if such disclosures are inadequate, to modify our opinion. Our conclusions are based on the audit evidence obtained up to the date of our auditor's report. However, future events or conditions may cause the Group to cease to continue as a going concern.
- Evaluate the overall presentation, structure, and content of the consolidated financial statements, including the disclosures, and whether the consolidated financial statements represent the underlying transactions and events in a manner that achieves fair presentation.
- Obtain sufficient appropriate audit evidence regarding the financial information of the entities of business activities within the Group to express an opinion on the consolidated financial statements. We are responsible for the decision, supervision, and performance of the group audit. We remain solely responsible for our audit opinion.

We communicate with the Board of Directors regarding, among other matters, the planned scope and timing of the audit and significant audit findings, including any significant deficiencies in internal control that we identify during our audit.

We also provide the Board of Directors with a statement that we have complied with relevant ethical requirements regarding independence and communicate with them all relationships and other matters that may reasonably be thought to bear on our independence, and where applicable, actions taken to eliminate threats or safeguards applied.

From the matters communicated with the Board of Directors, we determine those matters that were of most significance in the audit of the consolidated financial statements of the current period and is therefore the key audit matter. We describe this matter in our auditor's report unless law or regulation precludes public disclosure about the matter or when, in extremely rare circumstances, we determine that a matter should not be communicated in our report because the adverse consequences of doing so would reasonably be expected to outweigh the public interest benefits of such communication.

**INDEPENDENT AUDITOR'S REPORT TO THE SHAREHOLDERS OF
DLALA BROKERAGE AND INVESTMENT HOLDING COMPANY Q.P.S.C. (CONTINUED)
Report on legal and other regulatory requirements**

Further, as required by Qatar Commercial Companies Law No 11 of 2015 whose certain provision were subsequently amended by law No 8 of 2021 (the "amended QCCL"), we report the following:

- The Company has maintained proper books of account, and the consolidated financial statements are in agreement therewith.
- We have obtained all the information and explanations we considered necessary for the purpose of our audit.
- We are not aware of any violations of the "amended QCCL" or the Articles of Association having occurred during the year which might have had a material effect on the consolidated financial position of the company or on its financial performance as at and for the year ended 31 December 2024; and
- We have read the report of the Board of Directors to be included in the Annual Report, and the financial information contained therein is in agreement with the books and records of the Group.



Mohab Samy Misallam
Auditor's Registration No. 349
QFMA Registration No. 1201911
25 February 2025
Doha, State of Qatar





DLALA BROKERAGE AND INVESTMENT HOLDING COMPANY Q.P.S.C.
CONSOLIDATED STATEMENT OF FINANCIAL POSITION
AS AT 31 DECEMBER 2024

(All amounts expressed in thousands of Qatari Riyal unless otherwise stated)

	Note	2024	2023
ASSETS			
Current assets			
Cash and cash equivalents	4	38,906	68,357
Bank balances – customers' funds	5	190,535	204,806
Due from customers	6	31,875	7,220
Due from Qatar Central Securities Depository (QCSD)	5	12,002	75,157
Investment securities at fair value through profit or loss (FVTPL)	7	72,502	90,724
Other assets	8,30	14,253	4,599
Total current assets		360,073	450,863
Non - current assets			
Investment securities at fair value through other comprehensive income (FVOCI)	7	-	3,705
Investment properties	10	11,596	11,469
Intangible assets	11,30	1,219	988
Property and equipment	12	34,377	35,118
Total non-current assets		47,192	51,280
TOTAL ASSETS		407,265	502,143
LIABILITIES AND EQUITY			
LIABILITIES			
Current liabilities			
Due to customers	5	188,667	276,235
Provision for legal cases	13	11,850	14,600
Other liabilities	14	16,650	18,893
Total current liabilities		217,167	309,728
Non - current liability			
Employees' end-of-service benefits	15	5,405	5,172
Total non-current liability		5,405	5,172
TOTAL LIABILITIES		222,572	314,900
EQUITY			
Share capital	6	190,387	190,387
Legal reserve	17	29,574	29,574
Fair value reserve	7	-	586
Accumulated losses		(35,268)	(33,304)
TOTAL EQUITY		184,693	187,243
TOTAL LIABILITIES AND EQUITY		407,265	502,143

These consolidated financial statements were approved by board of directors and authorised for issue on 25 February 2025.


Thani Abdulrahman Al-Kuwari
Chairman


Nasser Hamad Al-Salati
Vice Chairman

These consolidated financial statements have been prepared by the management of the Group and stamped by the auditor for identification purposes only.

The accompanying notes are an integral part of these consolidated financial statements.



DLALA BROKERAGE AND INVESTMENT HOLDING COMPANY Q.P.S.C.
CONSOLIDATED STATEMENT OF PROFIT OR LOSS
FOR THE YEAR ENDED 31 DECEMBER 2024
(All amounts expressed in thousands of Qatari Riyal unless otherwise stated)

	Note	2024	2023
Brokerage commission income		13,997	15,954
Brokerage commission expense	18	(6,223)	(6,584)
Net brokerage commission income	5	7,774	9,370
Dividend income from investment securities	7	4,932	4,291
Net fair value (loss) / gain on investment securities at FVTPL	7	(1,446)	3,921
Gain on sale of investment securities at FVTPL	7	380	553
Unrealized fair value gain on investment properties	10	127	2,439
Real estate income	19	1,197	1,117
Portfolio income		295	178
Interest income	4	2,328	2,950
Net operating income		15,587	24,819
Other income	20	679	246
Reversal of provision for impairment loss on due from customers	31	2,936	25
Reversal of provision for legal cases	13	-	4,950
Provision for legal cases	13	-	(2,000)
General and administrative expenses	21	(21,868)	(25,939)
(LOSS) / PROFIT FOR THE YEAR		(2,666)	2,101
BASIC AND DILUTED (LOSS) / EARNINGS PER SHARE	23	(0.01)	0.01

These consolidated financial statements have been prepared by the management of the Group and stamped by the auditor for identification purposes only.

The accompanying notes are an integral part of these consolidated financial statements.




DLALA BROKERAGE AND INVESTMENT HOLDING COMPANY Q.P.S.C.
CONSOLIDATED STATEMENT OF OTHER COMPREHENSIVE INCOME
FOR THE YEAR ENDED 31 DECEMBER 2024
(All amounts expressed in thousands of Qatari Riyal unless otherwise stated)

	Note	2024	2023
(Loss) / profit for the year		(2,666)	2,101
Other comprehensive income			
<i>Item not to be reclassified to profit or loss:</i>			
Fair value movement on investment securities at FVOCI	7	116	318
Total other comprehensive income for the year		116	318
TOTAL COMPREHENSIVE (LOSS) / INCOME FOR THE YEAR		(2,550)	2,419

These consolidated financial statements have been prepared by the management of the Group and stamped by the auditor for identifications purposes only.

The accompanying notes are an integral part of these consolidated financial statements.



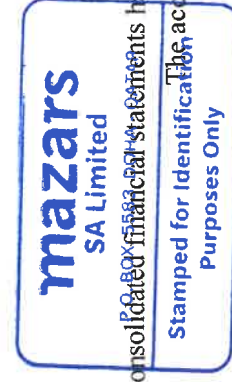
DLALA BROKERAGE AND INVESTMENT HOLDING COMPANY Q.P.S.C.

CONSOLIDATED STATEMENT OF CHANGES IN EQUITY

FOR THE YEAR ENDED 31 DECEMBER 2024

(All amounts expressed in thousands Qatari Riyal unless otherwise stated)

	Share capital	Legal reserve	Fair value reserve	Accumulated losses	Total
At 1 January 2023	190,387	29,364	789	(35,664)	184,876
Profit for the year	-	-	-	2,101	2,101
Other comprehensive income for the year	-	-	318	-	318
Total comprehensive income for the year	-	-	318	2,101	2,419
Reclassification of net change in fair value of investment securities (FVOCI) upon derecognition (Note 7)	-	-	(521)	521	-
Transfer to legal reserve	-	210	-	(210)	-
Transferred to Social and Sport Contribution Fund (Note 14)	-	-	-	(52)	(52)
At 31 December 2023	190,387	29,574	586	(33,304)	187,243
Loss for the year	-	-	-	(2,666)	(2,666)
Other comprehensive income for the year	-	-	116	-	116
Total comprehensive loss for the year	-	-	116	(2,666)	(2,550)
Reclassification of net change in fair value of investment securities (FVOCI) upon derecognition (Note 7)	-	-	(702)	702	-
At 31 December 2024	190,387	29,574	-	(35,268)	184,693



These consolidated financial statements have been prepared by the management of the Group and stamped by the auditor for identifications purposes only. The accompanying notes are an integral part of these consolidated financial statements.

DLALA BROKERAGE AND INVESTMENT HOLDING COMPANY Q.P.S.C.**CONSOLIDATED STATEMENT OF CASH FLOWS**

FOR THE YEAR ENDED 31 DECEMBER 2024

(All amounts expressed in thousands of Qatari Riyal unless otherwise stated)

	<u>Note</u>	<u>2024</u>	<u>2023</u>
OPERATING ACTIVITIES			
(Loss) / profit for the year		(2,666)	2,101
<i>Adjustments for:</i>			
Dividend income from investment securities	7	(4,932)	(4,291)
Net fair value loss / (gain) on investment securities at FVTPL	7	1,446	(3,921)
Gain on sale of investments securities at FVTPL	7	(380)	(553)
Fair value gain on investment properties	10	(127)	(2,439)
Provision for employees' end-of-service benefits	15	488	382
Reversal for employees' end-of-service benefits	15	-	(248)
Depreciation of property and equipment	12	1,496	1,518
Amortization of intangible asset	11	867	777
Interest income	4	(2,328)	(2,950)
Reversal of provision for impairment loss on due from customers	31	(2,936)	(25)
Reversal of provision for legal cases	13	-	(4,950)
Provision for legal cases	13	-	2,000
CWIP write off	12	-	46
Operating loss before changes in working capital		(9,072)	(12,553)
<i>Working capital changes:</i>			
Bank balances - customer funds		14,271	147,312
Due from customers		(21,719)	(6,878)
Due from / to QCSD		63,155	(91,440)
Other assets		(9,655)	26,761
Due to customers		(87,567)	(43,490)
Other liabilities		(2,243)	(1,608)
Cash (used in) / generated from operating activities		(52,830)	18,104
Employees' end-of-service benefits paid	15	(255)	(48)
Payment made against provision for legal cases	13	(2,750)	(8,852)
Net cash (used in) / generated from operating activities		(55,835)	9,204
INVESTING ACTIVITIES			
Purchase of investments securities	7	(116,848)	(118,439)
Purchase of intangible asset	11	(1,098)	(450)
Purchase of property and equipment	12	(755)	(340)
Proceeds from disposal of investment securities		137,825	101,516
Interest received		2,328	2,950
Dividends received		4,932	4,291
Net cash generated from / (used in) investing activities		26,384	(10,472)
Net decrease in cash and cash equivalents		(29,451)	(1,268)
Cash and cash equivalents at 1 January		68,357	69,625
CASH AND CASH EQUIVALENTS AT 31 DECEMBER	4	38,906	68,357

These Consolidate financial statements have been prepared by the management of the Group and stamped by the auditor for identifications purposes only.

The accompanying notes are an integral part of these consolidated financial statements.



DLALA BROKERAGE AND INVESTMENT HOLDING COMPANY Q.P.S.C.**NOTES TO THE CONSOLIDATED FINANCIAL STATEMENTS****AS AT AND FOR THE YEAR ENDED 31 DECEMBER 2024**

(All amounts expressed in thousands of Qatari Riyal unless otherwise stated)

1. CORPORATE INFORMATION AND PRINCIPAL ACTIVITIES

Dlala Brokerage and Investment Holding Company Q.P.S.C. (the “Company”) is a Qatari Public Shareholding Company registered in the State of Qatar under the Commercial Registration Number 30670. The Company was established on 24 May 2005 as a limited liability Company and was publicly listed at Qatar Stock Exchange (the “QSE”) on 4 September 2005. The Company is domiciled in the State of Qatar and its registered office is at P.O. Box 24571, Doha, State of Qatar.

These consolidated financial statements comprise the Company and its subsidiaries (collectively referred as the “Group” and individually as the “Group entities”).

The Group is engaged in brokerage activities at QSE, real estate, and other investment activities.

The principal subsidiaries of the Group are as follows:

Name of the subsidiary	Principal activity	Percentage of ownership	
		31 December 2024	31 December 2023
Dlala Brokerage Company W.L.L.	Stock brokerage	100%	100%
Dlala Real Estate W.L.L.	Real estate	100%	100%

All of the subsidiaries enumerated above are incorporated in State of Qatar.

The group owns 100% of the subsidiaries, resulting in no non-controlling interest at the reporting date.

2. BASIS OF PREPARATION**a) Statement of compliance**

The consolidated financial statements for the year ended 31 December 2024 of the Group have been prepared in accordance with International Financial Reporting Standards (IFRSs) as issued by the International Accounting Standards Board (IASB) and applicable requirements of Qatar Commercial Company Law No. 11 of 2015, as amended by Law No. 8 of 2021.

b) Basis of measurement

These consolidated financial statements are prepared under the historical cost basis, except for investments in securities at FVTPL and FVOCI and investment properties that have been measured at fair values.

c) Functional and presentation currency

These consolidated financial statements have been presented in Qatar Riyals (QR), which is the Group’s functional and presentation currency, and all values are rounded to the nearest thousand (QR’000) except when otherwise indicated.

d) Basis of consolidation

The consolidated financial statements of the Group comprise the financial statements of the Parent Company and its subsidiaries. An entity, including a structured entity, is considered a subsidiary of the Group when we determine that the Parent Company has control over the Group. Control exists when the Group is exposed to, or has rights to, variable returns from its involvement with the Group entities and has the ability to affect those returns through its power over the Group. Power is being assessed by examining existing rights that give the Group the current ability to direct the relevant activities of the Group entities. For consolidation purposes, the effect of all transactions between entities in the Group have been eliminated.

e) Use of estimates and judgments

The information about significant areas of estimation uncertainty and critical judgments applied in the preparation of the consolidated financial statements are disclosed in Note 29.

DLALA BROKERAGE AND INVESTMENT HOLDING COMPANY Q.P.S.C.

NOTES TO THE CONSOLIDATED FINANCIAL STATEMENTS

AS AT AND FOR THE YEAR ENDED 31 DECEMBER 2024

(All amounts expressed in thousands of Qatari Riyal unless otherwise stated)

2. BASIS OF PREPARATION (CONTINUED)

f) Newly effective amendments to standards

The Group has applied the following amendments to International Financial Reporting Standards (IFRSs) that became effective for annual periods beginning on or after 1 January 2024. These amendments have been adopted in the preparation of these consolidated financial statements:

Amendments to IAS 1 – Classification of Liabilities as Current or Non-Current:

The amendments clarify how Company classifies liabilities as current or non-current based on the right to defer settlement.

Amendments to IFRS 16 – Lease Liability in a Sale and Leaseback:

These amendments specify how a seller-lessee should subsequently measure lease liabilities in a sale and leaseback transaction.

Amendments to IAS 12 – Deferred Tax Related to Assets and Liabilities Arising from a Single Transaction:

These amendments clarify how Company should account for deferred tax on transactions such as leases and decommissioning obligations.

The adoption of these amendments did not have a material impact on the Group's consolidated financial statements.

g) Amendments to standards not yet effective but available for early adoption

The following amendments to IFRSs have been issued but are not yet effective for annual periods beginning on or after 1 January 2024. The Group has not early adopted these amendments but may consider their application in future periods:

Amendments to IAS 1 – Non-Current Liabilities with Covenants (Effective January 1, 2025):

These amendments specify how covenants affect the classification of liabilities.

Amendments to IFRS 9 – Financial Instruments – Contractual Cash Flow Characteristics (Effective January 1, 2025):

These amendments clarify how Company assess contractual cash flow characteristics of financial assets.

Amendments to IFRS 17 – Initial Application of IFRS 17 and IFRS 9 – Comparative Information (Effective January 1, 2025):

These amendments simplify the transition requirements for insurers.

The Group is currently assessing the potential impact of these amendments on its consolidated financial statements.

h) Amendments to standards not yet effective

The following amendments to IFRSs have been issued but are not yet effective and are not available for early adoption:

Amendments to IFRS 10 and IAS 28 – Sale or Contribution of Assets between an Investor and its Associate or Joint Venture (Effective date to be determined):

These amendments address the accounting treatment for transactions between an investor and its associate or joint venture.

Amendments to IAS 21 – Lack of Exchangeability (Effective January 1, 2025):

These amendments provide guidance on how entities determine the exchange rate to use when a currency is not exchangeable.

DLALA BROKERAGE AND INVESTMENT HOLDING COMPANY Q.P.S.C.

NOTES TO THE CONSOLIDATED FINANCIAL STATEMENTS

AS AT AND FOR THE YEAR ENDED 31 DECEMBER 2024

(All amounts expressed in thousands of Qatari Riyal unless otherwise stated)

2. BASIS OF PREPARATION (CONTINUED)

i) Climate-related matters

The Group considers climate-related matters in accounting judgements, estimates and assumptions, where appropriate. This assessment includes a wide range of possible impacts on the Group due to both physical and transition risks. Most climate-related risks are expected to impact over a term that is generally longer than the contractual maturity of most exposures, nonetheless climate-related matters increase the uncertainty in estimates and assumptions underpinning certain items in the consolidated financial statements. Currently, climate-related risks do not have a significant impact on measurement, though the Group is closely monitoring relevant changes and developments. The items and considerations that are most directly impacted by climate-related matters include useful life of property and equipment, impairment of non-financial assets, expected credit losses and fair value measurement, among others.

3. MATERIAL ACCOUNTING POLICIES

The material accounting policies of the Group applied in the preparation of the consolidated financial statements are set out below. These policies have been applied consistently to both years presented in these consolidated financial statements.

Financial instruments

Receivables and debt securities are initially recognised when they are originated. All other financial assets and financial liabilities are initially recognised when the Group becomes a party to the contractual provisions of the instrument.

A financial asset or financial liability is initially measured at fair value plus, for an item not at Fair Value Through Profit or Loss (FVTPL), transaction costs that are directly attributable to its acquisition or issue. A trade receivable without a significant financing component is initially measured at the transaction price.

Financial assets: Classification and subsequent measurement

On initial recognition, a financial asset is classified at:

- a) Amortised cost - if it meets both of the following conditions and is not designated as at FVTPL:
 - it is held within a business model whose objective is to hold assets to collect contractual cash flows; and
 - its contractual terms give rise on specified dates to cash flows that are solely payments of principal and interest (SPPI) on the principal amount outstanding.
- b) Fair Value Through Other Comprehensive Income (FVOCI) - if it meets both of the following conditions and is not designated as at FVTPL:
 - it is held within a business model whose objective achieved by both collecting contractual cash flows and selling financial assets; and
 - its contractual terms give rise on specified dates to cash flows that are SPPI on the principal amount outstanding.
- c) Fair Value Through Profit or Loss (FVTPL) - All financial assets not classified as measured at amortised cost or FVOCI as described above.

On initial recognition, the Group may irrecoverably designate a financial asset that otherwise meets the requirements to be measured at amortised cost or at FVOCI, if doing so eliminates or significantly reduces an accounting mismatch that would otherwise arise.

Financial assets are not reclassified subsequent to their initial recognition unless the Group changes its business model for managing financial assets, in which case all affected financial assets are reclassified on the first day of the first reporting period following the change in the business model.

DLALA BROKERAGE AND INVESTMENT HOLDING COMPANY Q.P.S.C.

NOTES TO THE CONSOLIDATED FINANCIAL STATEMENTS

AS AT AND FOR THE YEAR ENDED 31 DECEMBER 2024

(All amounts expressed in thousands of Qatari Riyal unless otherwise stated)

3. MATERIAL ACCOUNTING POLICIES (CONTINUED)

Financial instruments (continued)

Financial assets: Classification and subsequent measurement (continued)

The Group has classified on initial recognition its due from customers, due from QCSD, other assets (advances to portfolio manager and other receivables), cash and cash equivalents and bank balances – customer funds at amortised cost.

Financial assets: Business model assessment

The Group makes an assessment of the objective of the business model in which a financial asset is held at a portfolio level because this best reflects the way the business is managed, and information is provided to management.

The information considered includes:

- the stated policies and objectives for the portfolio and the operation of those policies in practice. These include whether management's strategy focuses on earning contractual cash flows or realising cash flows through the sale of the assets;
- how the performance of the portfolio is evaluated and reported to the Group's management
- the risks that affect the performance of the business model (and the financial assets held within that business model) and how those risks are managed;
- how managers of the business are compensated - e.g., whether compensation is based on the fair value of the assets managed or the contractual cash flows collected; and
- the frequency, volume, and timing of sales of financial assets in prior periods, the reasons for such sales and expectations about future sales activity.

Transfers of financial assets to third parties in transactions that do not qualify for derecognition are not considered sales for this purpose, consistent with the Group's continuing recognition of the assets.

Financial assets: Assessment whether contractual cash flows are Solely Payments of Principal and Interest (SPPI)

For the purposes of this assessment, 'principal' is defined as the fair value of the financial asset on initial recognition. 'Interest' is defined as consideration for the time value of money and for the credit risk associated with the principal amount outstanding during a particular period of time and for other basic lending risks and costs (e.g., liquidity risk and administrative costs), as well as a profit margin.

In assessing whether the contractual cash flows are SPPI, the Group considers the contractual terms of the instrument. This includes assessing whether the financial asset contains a contractual term that could change the timing or amount of contractual cash flows such that it would not meet this condition. In making this assessment, the Group considers: contingent events that would change the amount or timing of cash flows; terms that may adjust the contractual coupon rate, including variable-rate features; prepayment and extension features; and terms that limit the Group's claim to cash flows from specified assets (e.g., non-recourse features).

A prepayment feature is consistent with the SPPI criterion if the prepayment amount substantially represents unpaid amounts of principal and interest on the principal amount outstanding, which may include reasonable additional compensation for early termination of the contract. Additionally, for a financial asset acquired at a discount or premium to its contractual par amount, a feature that permits or requires prepayment at an amount that substantially represents the contractual par amount plus accrued (but unpaid) contractual interest (which may also include reasonable additional compensation for early termination) is treated as consistent with this criterion if the fair value of the prepayment feature is insignificant at initial recognition.

DLALA BROKERAGE AND INVESTMENT HOLDING COMPANY Q.P.S.C.

NOTES TO THE CONSOLIDATED FINANCIAL STATEMENTS

AS AT AND FOR THE YEAR ENDED 31 DECEMBER 2024

(All amounts expressed in thousands of Qatari Riyal unless otherwise stated)

3. MATERIAL ACCOUNTING POLICIES (CONTINUED)

Financial instruments (continued)

Financial assets: Subsequent measurement and gains and losses

- Financial assets at amortised cost - These assets are subsequently measured at amortised cost using the effective interest method. The amortised cost is reduced by impairment losses. Interest income, foreign exchange gains and losses and impairment are recognised in profit or loss. Any gain or loss on derecognition is recognised in profit or loss.
- Financial assets FVTPL - These assets are subsequently measured at fair value. Net gains and losses, including any interest or dividend income, are recognised in profit or loss. The Group does hold such assets.
- Debt instruments at FVOCI - These assets are subsequently measured at fair value. Interest income calculated using the effective interest method, foreign exchange gains and losses and impairment are recognised in profit or loss. Other net gains and losses are recognised in OCI. On derecognition, gains and losses accumulated in OCI are reclassified to profit or loss. The Group does not hold such assets.
- Equity investments at FVOCI - These assets are subsequently measured at fair value. Dividends are recognised as income in profit or loss unless the dividend clearly represents a recovery of part of the cost of the investment. Other net gains and losses are recognised in OCI and are never derecognised to profit or loss. The Group does hold such assets.

Financial liabilities: Classification and subsequent measurement

Financial liabilities are classified as measured at amortised cost or FVTPL. A financial liability is classified as at FVTPL if it is classified as held-for-trading, it is a derivative or it is designated as such on initial recognition. Financial liabilities at FVTPL are measured at fair value and net gains and losses, including any interest expense, are recognised in profit or loss. Other financial liabilities are subsequently measured at amortised cost using the effective interest method. Interest expense and foreign exchange gains and losses are recognised in profit or loss.

Financial assets: Derecognition

A financial asset (or, where applicable a part of a financial asset or part of a group of similar financial assets) is derecognised where:

- The rights to receive cash flows from the asset have expired; and
- The Group has transferred its rights to receive cash flows from the asset or has assumed an obligation to pay the received cash flows in full without material delay to a third party under a 'pass-through' arrangement; and either (a) the Group has transferred substantially all the risks and rewards of the asset, or (b) the Group has neither transferred nor retained substantially all the risks and rewards of the asset, but has transferred control of the asset.

The Group enters into transactions whereby it transfers assets recognised in its consolidated statement of financial position but retains either all or substantially all of the risks and rewards of the transferred assets. In these cases, the transferred assets are not derecognised.

Financial liabilities: Derecognition

A financial liability is derecognised when the obligation under the liability is discharged or cancelled or expires. Where an existing financial liability is replaced by another from the same lender on substantially different terms, or the terms of an existing liability are substantially modified, such an exchange or modification is treated as a derecognition of the original liability and the recognition of a new liability, and the difference in the respective carrying amounts is recognised in the consolidated statement of comprehensive income.

3. MATERIAL ACCOUNTING POLICIES (CONTINUED)

Financial instruments (continued)

Offsetting

Financial assets and financial liabilities are offset, and the net amount presented in the consolidated statement of financial position when, and only when, the Group currently has a legally enforceable right to set off the amounts and it intends either to settle them on a net basis or to realise the asset and settle the liability simultaneously.

Impairment

Non-derivative financial assets

The Group recognises loss allowances for Expected Credit Losses (ECLs) on financial assets measured at amortised cost. The Group does not hold debt investments measured at amortised cost.

The Group measures loss allowance either at an amount equal to:

- lifetime ECLs, which are those ECLs that result from all possible default events over the expected life of a financial instruments; or
- 12-month ECLs, which includes the portion of ECLs that results from default events that are possible within the 12 months after the reporting date (or a shorter period if the expected life of the instrument is less than 12 months).

The maximum period considered when estimating ECLs is the maximum contractual period over which the Group is exposed to credit risk.

Loss allowances for due from customers, due from QCSD and other assets (advances to portfolio manager and other receivables) are measured either at an amount equal to 12-month or lifetime ECLs depending on the magnitude of increases in credit risk since the initial recognition of the assets.

Loss allowances on cash and cash equivalents and bank balances – customer funds are always measured at an amount equal to 12-month ECLs.

The Group considers a financial asset to be in default when customer is unlikely to pay its credit obligations to the Group in full, without recourse by the Group to actions such as realising security (if any is held).

The Group considers cash and cash equivalents and bank balances – customer funds to have low credit risk when its credit risk rating is equivalent to the globally understood definition of ‘investment grade’.

Lifetime ECLs are the ECLs that result from all possible default events over the expected life of a financial instrument. 12-month ECLs are the portion of ECLs that result from default events that are possible within the 12 months after the reporting date (or a shorter period if the expected life of the instrument is less than 12 months). The maximum period considered when estimating ECLs is the maximum contractual period over which the Group is exposed to credit risk ECLs are a probability-weighted estimate of credit losses.

Measurement of ECLs

ECLs are a probability-weighted estimate of credit losses. Credit losses are measured as the present value of all cash shortfalls (i.e., the difference between the cash flows due to the entity in accordance with the contract and the cash flows that the Group expects to receive). ECLs are discounted at the effective interest rate of the financial asset.

Credit-impaired financial assets

At each reporting date, the Group assesses whether financial assets carried at amortised cost are credit-impaired. A financial asset is ‘credit-impaired’ when one or more events that have a detrimental impact on the estimated future cash flows of the financial asset have occurred.

3. MATERIAL ACCOUNTING POLICIES (CONTINUED)

Impairment (continued)

Non-derivative financial assets (continued)

Credit-impaired financial assets (continued)

Evidence that a financial asset is credit-impaired includes a breach of contract such as a default.

Presentation of allowance for ECL in the consolidated statement of financial position

Loss allowances for financial assets measured at amortised cost are deducted from the gross carrying amount of the assets.

Write-off

The gross carrying amount of a financial asset is written off when the Group has no reasonable expectations of recovering a financial asset in its entirety or a portion thereof. The Group individually makes an assessment with respect to the timing and amount of write-off based on whether there is a reasonable expectation of recovery. The Group expects no significant recovery from the amount written off. However, financial assets that are written off could still be subject to enforcement activities in order to comply with the Group's procedures for recovery of amounts due.

Financial assets were assessed at each reporting date to determine whether there was objective evidence of impairment.

Objective evidence that financial assets were impaired includes:

- default or delinquency by a debtor;
- restructuring of an amount due to the Group on terms that the Group would not consider otherwise;
- indications that a debtor will enter bankruptcy; or
- observable data indicating that there is measurable decrease in expected cash flows from a group of financial assets.

Financial assets measured at amortized cost

The Group considered evidence of impairment for these assets (cash and cash equivalents, bank balances – customer funds, due from customers, due from QCSD and other assets (advances to portfolio manager and other receivables) at both an individual asset and a collective level. All individually significant assets were individually assessed for impairment. Those found not to be impaired were then collectively assessed for any impairment that had been incurred but not yet individually identified. Assets that were not individually significant were collectively assessed for impairment. Collective assessment was carried out by grouping together assets with similar risk characteristics.

In assessing collective impairment, the Group used historical information on the timing of recoveries and the amount of loss incurred and made an adjustment if current economic and credit conditions were such that the actual losses were likely to be greater or lesser than suggested by historical trends.

An impairment loss was calculated as the difference between an asset's carrying amount and the present value of the estimated future cash flows discounted at the asset's original effective interest rate. Losses were recognised in profit or loss and reflected in an allowance account. When the Group considered that there were no realistic prospects of recovery of the asset, the relevant amounts were written off.

If the amount of impairment loss subsequently decreased and the decrease was related objectively to an event occurring after the impairment was recognised, then the previously recognised impairment loss was reversed through profit or loss.

3. MATERIAL ACCOUNTING POLICIES (CONTINUED)

Impairment (continued)

Non-financial assets

At each reporting date, the Group reviews the carrying amounts of its non-financial assets (property and equipment and intangible assets) to determine whether there is any indication of impairment. If any such indication exists, then the asset's recoverable amount is estimated.

For impairment testing, assets are grouped together into the smallest group of assets that generates cash inflows from continuing use that are largely independent of the cash inflows of other assets or Cash Generating Units (CGUs).

The recoverable amount of an asset or a CGU is the greater of its value in use and its fair value less costs to sell. Value in use is based on the estimated future cash flows, discounted to their present value using a pre-tax discount rate that reflects current market assessments of the time value of money and the risks specific to the asset or a CGU.

Cash and cash equivalents

For the purpose of presentation in the consolidated statement of cash flows, cash and cash equivalents include bank balances and short - term deposits having maturity of less 3 months.

Bank balances - customers funds

This represents the cash advances received from the Group's trading customers or the collections received from Qatar Central Securities Depository (the "QCSD") in trading customers' securities.

Fair value measurement

The Group measures investment securities at fair value at each reporting date.

Fair value is the price that would be received to sell an asset or paid to transfer a liability in an orderly transaction between market participants at the measurement date. The fair value measurement is based on the presumption that the transaction to sell the asset or transfer the liability takes place either:

- In the principal market for the asset or liability, or
- In the absence of a principal market, in the most advantageous market for the asset or liability. The principal or the most advantageous market must be accessible to by the Group.

The fair value of an asset or a liability is measured using the assumptions that market participants would use when pricing the asset or liability, assuming that market participants act in their economic best interest.

The Group uses valuation techniques that are appropriate in the circumstances and for which sufficient data are available to measure fair value, maximizing the use of relevant observable inputs and minimizing the use of unobservable inputs.

All assets and liabilities for which fair value is measured or disclosed in the consolidated financial statements are categorized within the fair value hierarchy, described as follows, based on the lowest level input that is significant to the fair value measurement as a whole:

- Level 1 – Quoted (unadjusted) market prices in active markets for identical assets or liabilities.
- Level 2 – Valuation techniques for which the lowest level input that is significant to the fair value measurement is directly or indirectly observable.
- Level 3 – Valuation techniques for which the lowest level input that is significant to the fair value measurement is unobservable.

DLALA BROKERAGE AND INVESTMENT HOLDING COMPANY Q.P.S.C.

NOTES TO THE CONSOLIDATED FINANCIAL STATEMENTS

AS AT AND FOR THE YEAR ENDED 31 DECEMBER 2024

(All amounts expressed in thousands of Qatari Riyal unless otherwise stated)

3. MATERIAL ACCOUNTING POLICIES (CONTINUED)

Fair value measurement (continued)

For assets that are recognized in the consolidated financial statements on a recurring basis, the Group determines whether transfers have occurred between levels in the hierarchy by re-assessing categorization (based on the lowest level input that is significant to the fair value measurement as a whole) at the end of each reporting period.

Investment properties

Investment property are properties which are held either to earn rental income, including those under development, or for capital appreciation or for both and are initially measured at cost, including transaction costs.

Subsequent to initial recognition, investment properties are stated at fair value which reflects market condition at the reporting date. Gains and losses arising from changes in the fair values of investment property are included in the consolidated statement of profit or loss in the period in which they arise.

Fair values are determined based on revaluation performed by an accredited external independent valuer applying a valuation model recommended by the International Valuation Standards Committee.

Investment properties are derecognised either when disposed all or when they are permanently withdrawn from use and no future economic benefit is expected from their disposal. The difference between the net disposal and the carrying amount of the asset is recognised in the consolidated statement of profit or loss in the period of derecognition.

Property that is being constructed for future use as investment property is accounted for as investment property under the fair value model. Property under construction is designated as investment property only if there are unambiguous plans by management to subsequently utilize the property for rental activities upon completion of development, or if there is undetermined future use of the property and hence the property is held for long term capital appreciation.

Transfers between property categories

Transfers to, or from, investment property shall be made when, and only when, there is a change in use, evidenced by:

- (a) commencement of owner-occupation, for a transfer from investment properties to owner- occupied property;
- (b) commencement of development with a view to sale, for a transfer from investment properties to inventories;
- (c) end of owner-occupation, for a transfer from owner-occupied property to investment property;
- (d) commencement of an operating lease to another party, for a transfer from inventories to investment property.

When the use of a property changes from owner-occupied to investment property, the property is remeasured to fair value and reclassified as investment property. Any difference between carrying value and fair value arising on remeasurement is recognized directly in equity as a revaluation surplus.

For a transfer from investment property carried at fair value to owner-occupied property or inventories, the property's deemed cost for subsequent accounting in accordance with IAS 16 'Property, Plant and Equipment' or IAS 2 'Inventories' shall be its fair value at the date of change in use.

For a transfer from inventories to investment property that will be carried at fair value, any difference between the fair value of the property at that date and its previous carrying amount shall be recognized in consolidated statement of profit or loss.

DLALA BROKERAGE AND INVESTMENT HOLDING COMPANY Q.P.S.C.**NOTES TO THE CONSOLIDATED FINANCIAL STATEMENTS****AS AT AND FOR THE YEAR ENDED 31 DECEMBER 2024**(All amounts expressed in thousands of Qatari Riyal unless otherwise stated)

3. MATERIAL ACCOUNTING POLICIES (CONTINUED)**Intangible asset**

Cost associated with maintaining software programmes are recognised as an expense as incurred. Development costs that are directly attributable to the design and testing of identifiable and unique software products controlled by the Group are recognised as intangible assets when the following criteria are met:

- It is technically feasible to complete the software so that it will be available for use;
- Management intends to complete the software and use or sell it;
- There is an ability to use or sell the software;
- It can be demonstrated how the software will generate probable future economic benefits;
- Adequate technical, financial, and other resources to complete the development and to use or sell the software are available; and
- The expenditure attributable to the software during its development can be reliably measured.

Directly attributable costs that are capitalised as part of the software include employee costs and an appropriate portion of relevant overheads.

Capitalised development costs are recorded as intangible assets and amortised from the point at which the asset is ready for use.

The Group amortizes intangible asset (brokerage trading platform software and other licenses) with useful life from 3 to 5 years using the straight-line method.

Property and equipment

Property and equipment are stated at historical cost less depreciation. Historical cost includes expenditure that is directly attributable to the acquisition of the items.

Subsequent costs are included in the asset's carrying amount or recognized as a separate asset, as appropriate, only when it is probable that future economic benefits associated with the item will flow to the Group and the cost of the item can be measured reliably. The carrying amount of any component accounted for as a separate asset is derecognized when replaced. All other repairs and maintenance are charged to profit or loss during the reporting period in which they are incurred.

Depreciation is calculated using the straight-line method to allocate its cost net of its residual values, over their estimated useful lives.

	<u>Years</u>
Buildings	20
Leasehold improvements	5
Furniture and fixtures	10
Computer system and software	3 - 5
Office equipment	5
Motor vehicles	5

The assets' residual values and useful lives are reviewed, and adjusted if appropriate, at the end of each reporting period.

An asset's carrying amount is written down immediately to its recoverable amount if the asset's carrying amount is greater than its estimated recoverable amount. Gains and losses on disposals are determined by comparing proceeds with carrying amount. These are included in profit or loss.

DLALA BROKERAGE AND INVESTMENT HOLDING COMPANY Q.P.S.C.

NOTES TO THE CONSOLIDATED FINANCIAL STATEMENTS

AS AT AND FOR THE YEAR ENDED 31 DECEMBER 2024

(All amounts expressed in thousands of Qatari Riyal unless otherwise stated)

3. MATERIAL ACCOUNTING POLICIES (CONTINUED)

Property and equipment (continued)

Capital- work- in progress comprises costs incurred towards an infrastructure security system upgrade. These costs are transferred to computers and equipment upon commencement of operational activities of the relevant asset. Capital - work - in progress is not depreciate.

Employees' end of service benefits

The Group provides end of service benefits to its expatriate employees. The entitlement to these benefits is based upon the employees' final salary and length of service, subject to the completion of a minimum service period. The expected costs of these benefits are accrued over the period of employment.

The Group also provides for its contribution to the State administered retirement fund for Qatari employees in accordance with the retirement law, and the resulting charge is included within the staff cost in the consolidated statement of income. The Group has no further payment obligations once the contributions have been paid. The contributions are recognised when they are due.

Provisions

Provisions are recognised when the Group has a present legal or constructive obligation as a result of past events, it is probable that an outflow of resources will be required to settle the obligation, and the amount can be reliably estimated. Where there are a number of similar obligations, the likelihood that an outflow will be required in settlement is determined by considering the class of obligations as a whole.

A provision is recognised even if the likelihood of an outflow with respect to any one item included in the same class of obligations may be small. Provisions are measured at the present value of management's best estimate of the expenditure required to settle the present obligation at the end of the reporting period. The increase in the provision due to the passage of time is recognised as interest expense. Provisions are reviewed annually to reflect current best estimates of the expenditure required to settle the obligations.

Foreign currency transactions and balances

Transactions in foreign currencies during the year are translated into the functional currency of the Group at the exchange rates prevailing at the dates of the transactions. Monetary assets and liabilities denominated in foreign currencies at the end of the year are translated into the functional currency at the exchange rate at the reporting date. Realized and unrealized foreign currency differences are recognized in profit or loss. The Group does not have non-monetary assets and liabilities denominated in foreign currencies at the end of the reporting period.

Leases

At inception of a contract, the Group assesses whether a contract is, or contains, a lease. A contract is, or contains, a lease if the contract conveys the right to control the use of an identified asset for a period of time in exchange for consideration. To assess whether a contract conveys the right to control the use of an identified asset, the Group assesses whether:

- the contract involves the use of an identified asset – this may be specified explicitly or implicitly and should be physically distinct or represent substantially all of the capacity of a physically distinct asset. If the supplier has a substantive substitution right, then the asset is not identified;
- the Group has the right to obtain substantially all of the economic benefits from use of the asset throughout the period of use; and

DLALA BROKERAGE AND INVESTMENT HOLDING COMPANY Q.P.S.C.

NOTES TO THE CONSOLIDATED FINANCIAL STATEMENTS

AS AT AND FOR THE YEAR ENDED 31 DECEMBER 2024

(All amounts expressed in thousands of Qatari Riyal unless otherwise stated)

3. MATERIAL ACCOUNTING POLICIES (CONTINUED)

Leases (continued)

- the Group has the right to direct the use of the asset. The Group has this right when it has the decision-making rights that are most relevant to changing how and for what purpose the asset is used. In rare cases where the decision about how and for what purpose the asset is used is predetermined, the Group has the right to direct the use of the asset if either the Group has the right to operate the asset; or the Group designed the asset in a way that predetermines how and for what purpose it will be used

At inception or on reassessment of a contract that contains a lease component, the Group allocates the consideration in the contract to each lease component on the basis of their stand-alone price.

However, for the lease of land and buildings in which it is a lessee, the Group has elected not to separate non-lease components and account for the lease and non-lease components as a single lease component.

Short-term lease

The Group has elected not to recognize right-of-use asset and lease liabilities as the Group has short-term leases that have a lease term of 12 months or less. The Group recognizes the lease payments associated with these leases as an expense on a straight-line basis over the lease term.

Share capital

Ordinary shares issued by the Group are classified as equity.

Current versus non-current classification

The Group presents assets and liabilities based on current/non-current classification.

An asset is current when it is:

- Expected to be realized or intended to be sold or consumed in normal operating cycle,
- Held primarily for the purpose of trading;
- Expected to be realised within twelve months after the reporting period, or
- Cash or cash equivalent unless restricted from being exchanged or used to settle a liability for at least twelve months after the reporting period.

All other assets are classified as non-current.

A liability is current when:

- It is expected to be settled in normal operating cycle;
- It is held primarily for the purpose of trading;
- It is due to be settled within twelve months after the reporting, or
- There is no unconditional right to defer the settlement of the liability for at least twelve months after the reporting.

The Group classifies all other liabilities as non-current.

Revenue recognition

Revenue from contracts with customers

The Group recognises revenue from contracts with customers based on a five-step model as set out in IFRS 15:

DLALA BROKERAGE AND INVESTMENT HOLDING COMPANY Q.P.S.C.

NOTES TO THE CONSOLIDATED FINANCIAL STATEMENTS

AS AT AND FOR THE YEAR ENDED 31 DECEMBER 2024

(All amounts expressed in thousands of Qatari Riyal unless otherwise stated)

3. MATERIAL ACCOUNTING POLICIES (CONTINUED)

Revenue recognition (continued)

Revenue from contracts with customers (continued)

- Step 1. Identify the contract(s) with a customer: A contract is defined as an agreement between two or more parties that creates enforceable rights and obligations and sets out the criteria for every contract that must be met.
- Step 2. Identify the performance obligations in the contract: A performance obligation is a promise in a contract with a customer to transfer a good or service to the customer.
- Step 3. Determine the transaction price: The transaction price is the amount of consideration to which the Group expects to be entitled in exchange for transferring promised goods or services to a customer, excluding amounts collected on behalf of third parties.
- Step 4. Allocate the transaction price to the performance obligations in the contract: For a contract that has more than one performance obligation, the Group will allocate the transaction price to each performance obligation in an amount that depicts the amount of consideration to which the Group expects to be entitled in exchange for satisfying each performance obligation.
- Step 5. Recognise revenue when (or as) the Group satisfies a performance obligation.

The Group satisfies a performance obligation and recognises revenue over time, if one of the following criteria is met:

1. The customer simultaneously receives and consumes the benefits provided by the Group's performance as the Group performs; or
2. The Group's performance creates or enhances an asset that the customer controls as the asset is created or enhanced; or
3. The Group's performance does not create an asset with an alternative use to the Group and the Group has an enforceable right to payment for performance completed to date.

For performance obligations where one of the above conditions are not met, revenue is recognised at the point in time at which the performance obligation is satisfied.

When the Group satisfies a performance obligation by delivering the promised goods or services it creates a contract asset based on the amount of consideration earned by the performance. Where the amount of consideration received from a customer exceeds the amount of revenue recognised this gives rise to a contract liability. Revenue is measured at the fair value of the consideration received or receivable, taking into account contractually defined terms of payment.

The Group assesses its revenue arrangements against specific criteria to determine if it is acting as principal or agent. The Group has concluded that it is acting as a principal in all of its revenue arrangements.

Brokerage commission income

The Group's contracts with customers pertains to provision of brokerage services which constitutes only one performance obligation. The commission income is recognized when a sale or purchase of equity transaction is completed.

Volume rebates

Some contracts for the brokerage service includes volume rebates. As the Group provides volume rebates on trading transactions to its customers, revenue is recognised at a point in time.

Dividend income from investment securities

Dividend income is recognized when the right to receive the dividend is established.

DLALA BROKERAGE AND INVESTMENT HOLDING COMPANY Q.P.S.C.
NOTES TO THE CONSOLIDATED FINANCIAL STATEMENTS
AS AT AND FOR THE YEAR ENDED 31 DECEMBER 2024
(All amounts expressed in thousands of Qatari Riyal unless otherwise stated)

3. MATERIAL ACCOUNTING POLICIES (CONTINUED)

Revenue recognition (continued)

Real estate income

Real estate brokerage fee income is recognized when the brokerage service is provided and when the right to receive the income has been established.

Revenue from sale of real estate trading properties is recognized when control is passed to the buyer, and the Group retains neither continuing managerial involvement to the degree usually associated with ownership nor effective control over the properties sold. Income from cancellation of sales contract is recognized based on underlying contractual terms.

Other income

Revenue is recognized when earned.

Income tax

Income tax expense comprises current and deferred tax attributed to the non-GCC shareholder(s) of the Group. It is recognized in the consolidated statement of comprehensive income.

Current tax

Current tax comprises the expected tax payable or receivable on the taxable income or loss for the year attributed to the non-GCC shareholder(s) of the Group, and any adjustments to the tax payable or receivable in respect of previous years. It is calculated on the basis of the tax laws enacted (Income Tax Law No. 24 of 2018 and its executive regulations and Income Tax Law No. 11 of 2022) or substantively enacted at the reporting date in the State of Qatar.

Management periodically evaluates positions taken in tax returns with respect to situations in which applicable tax regulation is subject to interpretation. If applicable tax regulation is subject to interpretation, it establishes provision where appropriate on the basis of amounts expected to be paid to the tax authorities.

Interest income / expenses

Interest income is recognized in the consolidated statement of profit using the effective interest method.

The effective interest rate is the rate that exactly discounts the estimated future cash payments and receipts through the expected life of the financial asset or liability (or, where appropriate, a shorter period) to the carrying amount of the financial asset or liability. When calculating the effective interest rate, the Group estimates future cash flows considering all contractual terms of the financial instrument, but not future credit losses.

The calculation of the effective interest rate includes all transaction costs and fees and points paid or received that are an integral part of the effective interest rate. Transaction costs include incremental costs that are directly attributable to the acquisition or issue of a financial asset or liability. Presented in the consolidated statement of comprehensive income include interest on financial assets and financial liabilities measured at amortized cost calculated on an effective interest basis.

Borrowing costs that are directly attributable to the acquisition, construction, or production of a qualifying asset, being an asset that necessarily takes a substantial period of time to get ready for its intended use or sale, are capitalized as part of the cost of the qualifying asset.

Contingent assets and liabilities

Contingent assets are not recognized in the consolidated financial statements but are disclosed when an inflow of economic benefits is probable.

Contingent liabilities are not recognized in the consolidated financial statements but are disclosed unless the possibility of an outflow of resources embodying economic benefits is remote.

DLALA BROKERAGE AND INVESTMENT HOLDING COMPANY Q.P.S.C.**NOTES TO THE CONSOLIDATED FINANCIAL STATEMENTS****AS AT AND FOR THE YEAR ENDED 31 DECEMBER 2024**

(All amounts expressed in thousands of Qatari Riyal unless otherwise stated)

4. CASH AND CASH EQUIVALENTS

	2024	2023
Cash at banks	11,463	36,345
Short - term deposits (maturity less than 90 days)	27,427	32,000
Cash on hand	16	12
	38,906	68,357

The Group generated interest income from the deposits amounting to QR 2,328 thousand (2023: QR 2,950 thousand) during the year. The Group earned interest income at an average interest rate of 4.19% (2023: 3.78%) per annum.

5. BROKERAGE - ACTIVITY DISCLOSURES

The "Bank balances - customers funds" represents the cash advances received from the Group's trading customers or the collections received from QCSD in trading customers' securities. The Group recognizes liability for these fund balances which is presented as part of "Due to customers" account. Any QCSD's outstanding balances (due from or due to) are to be collected / settled on the second working day ("T+2").

The Group generates commission income for every trading transaction held in stock exchange and recognizes the related commission expense incurred with QCSD and QSE. The net commission earned in these transactions are presented as part of "Net brokerage commission income" account.

	2024	2023
Bank balances -- customers' funds	190,535	204,806
Due from Qatar Central Securities Depository (QCSD)	12,002	75,157
Due to customers	188,667	276,235
Net brokerage commission income	7,774	9,370
Portfolio management income	295	178

6. DUE FROM CUSTOMERS

	2024	2023
Due from customers, gross	31,941	10,222
Less: provision for impairment of due from customers (i)	(66)	(3,002)
Due from customers, net	31,875	7,220

(i) The movements in the provision for impairment of due from customers:

	2024	2023
At 1 January	3,002	13,953
Written off during the year	-	(10,926)
Provision reversed during the year (Note 31)	(2,936)	(25)
At 31 December	66	3,002

Information about the Group's exposure to credit risk for due from customers is included in Note 27.

DLALA BROKERAGE AND INVESTMENT HOLDING COMPANY Q.P.S.C.
NOTES TO THE CONSOLIDATED FINANCIAL STATEMENTS
AS AT AND FOR THE YEAR ENDED 31 DECEMBER 2024
(All amounts expressed in thousands of Qatari Riyal unless otherwise stated)

7. INVESTMENTS SECURITIES

The investments securities are presented in the consolidated statement of financial position as follows:

	<u>2024</u>	<u>2023</u>
Current asset		
Quoted investments at FVTPL	72,502	90,724
Non - current asset		
Quoted investments at FVOCI	-	3,705
	<u>72,502</u>	<u>94,429</u>

The movements in quoted investment securities designated as FVOCI and FVTPL are as follows:

	<u>2024</u>	<u>2023</u>
At 1 January	94,429	72,714
Additions during the year	116,848	118,439
Disposals during the year	(137,445)	(100,963)
Net change in fair values at:		
- FVTPL	(1,446)	3,921
- FVOCI	116	318
At 31 December	<u>72,502</u>	<u>94,429</u>

The Group recognized dividend income from the investment securities amounting to QR 4,932 thousand (2023: QR 4,291 thousand) during the year.

The Group recognized gain on sale of investment securities at FVTPL amounting to QR 380 thousand (2023: QR 553 thousand).

The movements in fair value reserve of investments securities at FVOCI during the year are as follows:

	<u>2024</u>	<u>2023</u>
At 1 January	586	789
Fair value movement through OCI	116	318
Reclassification of net change in fair value of investment securities in FVOCI upon derecognition	(702)	(521)
Net change in fair value at FVOCI	(586)	(203)
At 31 December	<u>-</u>	<u>586</u>

Concentration of investment portfolio

Concentration of the investment portfolio arises when a number of investments are in companies with similar activities and businesses, or when there are activities in the same geographic sector, or if the activities have similar economic characteristics that are affected by economic and political changes or any other circumstances. The group manages these risks by diversifying its investments in terms of sectoral concentration.

DLALA BROKERAGE AND INVESTMENT HOLDING COMPANY Q.P.S.C.**NOTES TO THE CONSOLIDATED FINANCIAL STATEMENTS**

AS AT AND FOR THE YEAR ENDED 31 DECEMBER 2024

(All amounts expressed in thousands of Qatari Riyal unless otherwise stated)

7. INVESTMENTS SECURITIES (CONTINUED)**Concentration of investment portfolio (continued)**

	2024	2023
Banks and Financial Services	21,497	25,153
Industrials	18,509	24,277
Consumer Goods and Services	9,986	11,632
Telecoms	8,470	15,094
Real Estate	7,536	8,966
Transportation	5,402	3,873
Insurance	1,102	5,434
	72,502	94,429

8. OTHER ASSETS

	2024	2023
		(Note 30)
Real estate advances, gross	7,750	7,750
Less: provision for impairment of real estate advances (i)	(7,750)	(7,750)
Real estate advances, net	-	-
Advances to portfolio manager	12,110	2,280
Prepayments and advances	1,384	1,555
Other receivables	759	764
	14,253	4,599

- (i) During the year 2022, provision for impairment amounting to QR 7,750 thousand had been recorded related to an advance given to the main supplier for the Al-Makkan project. The supplier was hired to build and operate fan zone on rented land for the FIFA World Cup 2022, but the Group terminated the contract due to the contractor's non-compliance, and the supplier refused to return the funds. The Group had initiated legal proceedings to recover the advance. During the year, the court ruled in favour of the Group and obligated the other party to pay QR 7,763 thousand. Simultaneously, during the year, the supplier also filed a legal case against the Group, claiming compensation for damages resulting from the termination of the contract. In this instance, the court ruled in favour of the supplier, obligating the Group to pay QR 4,337 thousand. The Group has requested the court to set off the amounts between the two rulings. The management has fully provided for this amount in the consolidated financial statements until the final settlement is made.

9. TRADING PROPERTIES

The Group acquired residential properties, which it intends to sell in the ordinary course of business. During the year 2023, the trading properties which were held in the state of Qatar are transferred to investment properties. The movements of trading properties account are set out below:

	2024	2023
At 1 January	-	9,030
Transferred to investment properties (Note 10)	-	(9,030)
At 31 December	-	-

DLALA BROKERAGE AND INVESTMENT HOLDING COMPANY Q.P.S.C.**NOTES TO THE CONSOLIDATED FINANCIAL STATEMENTS**

AS AT AND FOR THE YEAR ENDED 31 DECEMBER 2024

(All amounts expressed in thousands of Qatari Riyal unless otherwise stated)

10. INVESTMENT PROPERTIES

Investment property comprises five residential properties intended for leasing. During the year 2023, the management's intention regarding the use of these residential properties has changed from sale of trading properties to earn rental income, therefore it was reclassified from trading properties to investment properties.

Investment properties are located in Al-Wukair, State of Qatar.

The following amounts are recognized in the consolidated statement of financial position:

	2024	2023
At 1 January	11,469	-
Transfer from trading properties (Notes 9)	-	9,030
Unrealized gain from change in fair value of investment properties	127	2,439
At 31 December	11,596	11,469

The following amounts are recognized in the consolidated statement of comprehensive income:

	2024	2023
Rental income	637	631
Direct operating expenses generating rental income	-	(3)
Profit arising from investment properties	637	628

Investment properties are stated at fair value, which has been determined based on valuation performed by accredited independent valuer as at 31 December 2024. The valuer is an accredited independent valuer with a recognized and relevant professional qualification and with recent experience in the location and category of those investment property being valued. In arriving at estimated market values, the valuer has used his market knowledge and professional judgment and not only relied on historical transactions comparable.

The Group's management believes that the assumptions used in valuation of investment properties performed by accredited independent valuer were within the acceptable range within real estate market at State of Qatar. The valuation of investment properties as performed by accredited independent valuers as stated previously and as stated in the Group's financial position represents a fair value and reflects the real estate market situation in the State of Qatar.

The investment property was valued using the market approach. The total fair value of the investment property as at 31 December 2024 is QR 11,596 thousand (2023: QR 11,469 thousand). The fair value measurement for all of the investment properties has been categorized as Level 2 (Note 28).

Market approach

Market approach or direct comparison method is based on comparing the subject asset with identical or similar assets (or liabilities) for which price information is available, such as a comparison with market transactions in the same, or closely similar (i.e. similar properties that have actually been sold in arms'-length transactions or are offered for sale), type of asset (or liability) within an appropriate time horizon.

This approach demonstrates what buyers have historically been willing to pay (and sellers willing to accept) for similar assets (or liabilities) in an open and competitive market. Generally, the opinion on value is based on evidence of open market transactions in similar property with adjustments of the comparable to differentiate the differences between the subject property and the comparable.

DLALA BROKERAGE AND INVESTMENT HOLDING COMPANY Q.P.S.C.**NOTES TO THE CONSOLIDATED FINANCIAL STATEMENTS****AS AT AND FOR THE YEAR ENDED 31 DECEMBER 2024**

(All amounts expressed in thousands of Qatari Riyal unless otherwise stated)

11. INTANGIBLE ASSET

	<u>2024</u>	<u>2023</u>
		(Note 30)
Cost		
At 1 January	4,080	3,631
Addition during the year	1,098	450
At 31 December	5,178	4,081
Accumulated amortization		
At 1 January	3,092	2,316
Charge during the year (Note 21)	867	777
At 31 December	3,959	3,093
Carrying amount	1,219	988

This pertains to the Group's brokerage trading platform software, computer software and licenses.

DLALA BROKERAGE AND INVESTMENT HOLDING COMPANY Q.P.S.C.

NOTES TO THE CONSOLIDATED FINANCIAL STATEMENTS

AS AT AND FOR THE YEAR ENDED 31 DECEMBER 2024

(All amounts expressed in thousands of Qatari Riyal unless otherwise stated)

12. PROPERTY AND EQUIPMENT

Cost	Land	Buildings	Leasehold improvements	Furniture and fixtures	Computer system and software	Office equipment	Motor vehicles	Capital work in progress (i)	Total
At 1 January 2023	29,097	14,325	98	1,685	44,347	3,376	751	802	94,481
Additions	-	-	-	1	14	1	-	325	341
Transfers from CWIP	-	-	-	-	696	-	-	(696)	-
CWIP write off	-	-	-	-	-	-	-	(46)	(46)
At 31 December 2023	29,097	14,325	98	1,686	45,057	3,377	751	385	94,776
Additions	-	-	-	-	-	3	-	752	755
Transfers from CWIP	-	344	-	-	474	-	-	(818)	-
At 31 December 2024	29,097	14,669	98	1,686	45,531	3,380	751	319	95,531
Accumulated depreciation									
At 1 January 2023	-	8,868	98	1,632	43,495	3,296	751	-	58,140
Charge for the year (Note 21)	-	803	-	13	667	35	-	-	1,518
At 31 December 2023	-	9,671	98	1,645	44,162	3,331	751	-	59,658
Charge for the year (Note 21)	-	815	-	16	636	29	-	-	1,496
At 31 December 2024	-	10,486	98	1,661	44,798	3,360	751	-	61,154
Carrying amounts									
At 31 December 2024	29,097	4,183	-	25	733	20	-	319	34,377
At 31 December 2023	29,097	4,654	-	41	895	46	-	385	35,118

(i) This mainly pertains to costs incurred in upgrading the Group's IT infrastructure.

DLALA BROKERAGE AND INVESTMENT HOLDING COMPANY Q.P.S.C.
NOTES TO THE CONSOLIDATED FINANCIAL STATEMENTS
AS AT AND FOR THE YEAR ENDED 31 DECEMBER 2024
(All amounts expressed in thousands of Qatari Riyal unless otherwise stated)

13. PROVISIONS FOR LEGAL CASES

	2024	2023
At 1 January	14,600	26,402
Charged during the year	-	2,000
Reversed during the year	-	(4,950)
Payments made during the year (iv)	(2,750)	(8,852)
At 31 December	11,850	14,600

As of 31 December 2024, the provision for legal cases is comprises of the followings:

No.	Plaintiff	Legal case reference	Court ruling	Provision provided
(i)	Customer	2925/2019	11,050	11,050
(ii)	QFMA	1/2023	500	500
(iii)	QFMA	5/2023	1,000	300
			12,550	11,850

- (i) The Group and two other parties were subject to a criminal case filed by the public prosecution in 2019 (case no. 2925/2019). The appeal (no. 855/2021) resulted in a penalty of QR 100 thousand and a joint obligation to pay QR 10,950 thousand. The Group provided a 100% provision for any potential outcomes.
- (ii) During the year 2023, QFMA imposed a financial penalty of QR 500 thousand for the violation No. (1) of 2023 against Group regarding non-disclosure of results of Board of Directors meeting held on 19 November 2022. The Group appealed this decision and provided a 100% provision to cover any adverse outcome.
- (iii) During the year 2023, the Disciplinary Committee of QFMA imposed a penalty of QR 1,000 thousand regarding the non-disclosure of the liquidation of the subsidiary i.e., Dlala Information Technology W.L.L. The Group appealed this decision and provided a 50% provision to cover any adverse outcome. During the year, the Group made a payment of QR 200 thousand.
- (iv) During the year 2024, the Group fulfilled its obligations by paying the outstanding amount to QFMA in relation to QFMA disciplinary committee decisions: the case no 3/2021 for QR 2,000 thousand, the case no.10/2020 for QR 500 thousand and the case no.19/2021 for QR 50 thousand.

14. OTHER LIABILITIES

	2024	2023
Dividends payable (i)	15,658	15,666
Accrued expenses	891	2,028
Refunds payable to property owners	-	153
Provision for Social and Sports Activities Fund	-	52
Other payables	101	994
	16,650	18,893

- (i) This pertain to dividends that were declared for shareholders between 2006 and 2011 but have not been claimed.

As per the Qatar Financial Markets Authority Board of Directors' Decision No. 7 of 2023, listed companies must transfer unclaimed dividends to an authority-specified account within six months of the regulation's issuance, along with lists of rightful owners and their shares for each year. The Group still in negotiations with the depository for the implementation. Additionally, Circular No. 3 of 2024 (No. / MRT / 145 / 2024), mandates that companies continue to distribute pre-2023 dividends to shareholders until the decision provisions are implemented. Therefore, the group has decided to keep QR 15,658 thousand available for direct payment to shareholders until the decision is implemented.

DLALA BROKERAGE AND INVESTMENT HOLDING COMPANY Q.P.S.C.**NOTES TO THE CONSOLIDATED FINANCIAL STATEMENTS**

AS AT AND FOR THE YEAR ENDED 31 DECEMBER 2024

(All amounts expressed in thousands of Qatari Riyal unless otherwise stated)

15. EMPLOYEES' END OF SERVICE BENEFITS

	2024	2023
At 1 January	5,172	5,086
Charged during the year (Note 22)	488	382
Reversals during the year	-	(248)
Payments made during the year	(255)	(48)
At 31 December	5,405	5,172

Management has classified the obligation within non-current liability in the consolidated statement of financial position as it does not expect that there will be significant payments towards its employees' end of service benefits obligation within 12 months from the reporting date. The provision is not discounted to present value as the effect of the time value of money is not expected to be significant.

16. SHARE CAPITAL

	2024		2023	
	No. of shares	Amount	No. of shares	Amount
<i>Authorized, issued and paid</i>				
Ordinary shares of QR 1 each	190,387,200	190,387	190,387,200	190,387

The capital is fixed for the amount of QR 190,387 thousand divided into 190,387,200 equal shares (Note 23) at QR 1 per share.

17. LEGAL RESERVE

In accordance with the requirements of the Qatar Commercial Companies Law No. 11 of 2015 and the Group's Articles of Association, an amount equal to 10% of the net profit for the year should be transferred to a legal reserve each year until this reserve is equal to 50% of the paid - up share capital. The reserve is not available for distribution except in the circumstances stipulated in the above law and the Group's Articles of Association. In accordance with its Articles of Association and statutory law requirements, the Group is transferring a specific percentage from its annual net profit to the legal reserve.

18. BROKERAGE COMMISSION EXPENSE

	2024	2023
Commission paid	5,141	5,790
Other brokerage expenses	1,082	794
	6,223	6,584

19. REAL ESTATE INCOME

	2024	2023
Rental income	1,069	1,063
Real estate brokerage	62	39
Fee income	66	15
	1,197	1,117

20. OTHER INCOME

	2024	2023
Compensation from a customer in settlement of a legal case (Note 31)	306	-
Others	373	246
	679	246

DLALA BROKERAGE AND INVESTMENT HOLDING COMPANY Q.P.S.C.**NOTES TO THE CONSOLIDATED FINANCIAL STATEMENTS**

AS AT AND FOR THE YEAR ENDED 31 DECEMBER 2024

(All amounts expressed in thousands of Qatari Riyal unless otherwise stated)

21. GENERAL AND ADMINISTRATIVE EXPENSES

	<u>2024</u>	<u>2023</u> (Note 30)
Staff costs (Note 22)	12,297	13,776
Information technology and communication costs	3,770	4,093
Professional fees	1,524	2,784
Depreciation of property and equipment (Note 12)	1,496	1,518
Amortization of intangible assets (Note 11)	867	777
Regulatory fees, charges and penalties	656	1,261
Bank guarantee fee	400	476
Repairs and maintenance	282	348
Rent (i)	120	130
Advertising	105	280
Others	351	496
	<u>21,868</u>	<u>25,939</u>

(i) This account pertains to short-term rental contract for staff accommodation.

22. STAFF COSTS

	<u>2024</u>	<u>2023</u>
Salaries and benefits	11,809	13,394
Provision for employees' end of service benefits (Note 15)	488	382
	<u>12,297</u>	<u>13,776</u>

23. BASIC AND DILUTED (LOSS) / EARNINGS PER SHARE

Basic (loss) / earnings per share are calculated by dividing the (net loss) / net profit for the year attributable to shareholders of the Group by the weighted average number of shares outstanding during the year. There were no potentially dilutive shares outstanding at any time during the year and, therefore, the dilutive earnings per share are equal to the basic earnings per share.

	<u>2024</u>	<u>2023</u>
(Loss) / profit attributable to equity holders of the Group	<u>(2,666)</u>	<u>2,101</u>
Weighted average number of shares outstanding during the year (In thousands) (Note 16)	<u>190,387</u>	<u>190,387</u>
Basic and diluted (loss) / earnings per share (QR)	<u>(0.01)</u>	<u>0.01</u>

24. RELATED PARTY DISCLOSURES

Related parties represent the shareholders, directors and key management personnel of the Group and companies in which they are major owners. Pricing policies and terms of these transactions are approved by the Group's management.

a) Related party transactions

	<u>2024</u>	<u>2023</u>
<i>Key management personnel and their close family members:</i>		
Net brokerage commission income (*)	<u>32</u>	<u>28</u>
Portfolio management income	<u>53</u>	<u>43</u>

DLALA BROKERAGE AND INVESTMENT HOLDING COMPANY Q.P.S.C.**NOTES TO THE CONSOLIDATED FINANCIAL STATEMENTS**

AS AT AND FOR THE YEAR ENDED 31 DECEMBER 2024

(All amounts expressed in thousands of Qatari Riyal unless otherwise stated)

24. RELATED PARTY DISCLOSURES (CONTINUED)**a) Related party transactions (continued)**

(*) During the year, the Group earned a total net brokerage commission income of QR 7,774 thousand (2023: QR 9,370 thousand) as stated in Note 5. Within this amount, the Group earned a net brokerage commission income of QR 32 thousand (2023: QR 28 thousand) from related parties.

	2024	2023
Salaries and short - term employee benefits	1,134	1,987
Retirement benefits	39	125
Attendance allowance of meetings (i)	111	-
	<u>1,284</u>	<u>2,112</u>

(i) This pertains to meeting allowable expenses paid to Board members for attending board meetings.

b) Related party balances

Key management personnel and their close family members:

	2024	2023
Due to customers	1,432	1,995
Due from customers	302	-

25. COMMITMENTS AND CONTINGENCIES

The Group had the following commitments and contingent liabilities as at reporting date:

	2024	2023
Letters of guarantee (i)	100,000	100,000
Legal cases (ii)	500	500

(i) This balance reflects the financial guarantees provided by banks on behalf of the Group to QCSD as a part of normal business operations and will be due within twelve months from the reporting date.

(ii) Pertains ongoing legal cases for which no provisions have been made.

26. SEGMENT INFORMATION

For management purposes, the Group is organised into three strategic business units based on their nature of activities, thus, it has three reportable segments which are as follows:

- Stock brokerage – this segment includes financial services provided to customers as a stockbroker in the QSE;
- Real estate – this segment includes providing property management, marketing and sales services for real estate clients;
- Others – represents the operations of holding Group which provides corporate services to subsidiaries in the Group and is also engaged in investing activities.

The Group's management separately monitors the operating results of the operating segments for the purpose of making decisions about resource allocation and performance assessment. Segment performance is evaluated based on the operating profit or loss.

The Group's Chief Executive Officer reviews the internal management reports of each business unit at least quarterly.

DLALA BROKERAGE AND INVESTMENT HOLDING COMPANY Q.P.S.C.**NOTES TO THE CONSOLIDATED FINANCIAL STATEMENTS**

AS AT AND FOR THE YEAR ENDED 31 DECEMBER 2024

(All amounts expressed in thousands of Qatari Riyal unless otherwise stated)

26. SEGMENT INFORMATION (CONTINUED)

	Stock brokerage	Real estate	Other	Elimination	Total
31 December 2024					
Brokerage commission income, net	7,774	-	-	-	7,774
Real estate income	-	892	982	(550)	1,324
Income from investments	2,922	-	944	-	3,866
Other revenues	5,597	173	840	(372)	6,238
Segment revenue	16,293	1,065	2,766	(922)	19,202
Segment expenses	(14,367)	(1,793)	(6,630)	922	(21,868)
Segment profit / (losses)	1,926	(728)	(3,864)	-	(2,666)
Depreciation and amortization	947	58	1,358	-	2,363
Segment assets	326,355	23,680	219,804	(162,574)	407,265
Segment liabilities	(202,511)	(38)	(39,445)	19,422	(222,572)
	Stock brokerage	Real estate	Other	Elimination	Total
31 December 2023					
Brokerage commission income, net	9,370	-	-	-	9,370
Real estate income	-	685	982	(550)	1,117
Income from investments	5,677	2,439	3,086	-	11,202
Other revenues	7,444	480	20,286	(19,859)	8,351
Segment revenue	22,491	3,604	24,354	(20,409)	30,040
Segment expenses	(16,694)	(3,094)	(28,560)	20,409	(27,939)
Segment profit / (losses)	5,797	510	(4,206)	-	2,101
Depreciation and amortization	834	51	1,410	-	2,295
Segment assets	414,811	24,583	224,749	(162,000)	502,143
Segment liabilities	(293,005)	(213)	(40,523)	18,841	(314,900)

27. FINANCIAL RISKS AND CAPITAL MANAGEMENT***Financial risks management***

The risk management function within the Group is carried out in respect of financial risks.

Financial risks are risks arising from financial instruments to which the Group is exposed during or at the end of the reporting period. Financial risk comprises market risk (including currency risk, equity price risk and interest rate risk), credit risk and liquidity risk. The primary objectives of the financial risk management function are to establish risk limits and then ensure that exposure to risks stays within these limits.

Management has the overall responsibility for the establishment and oversight of the Group's risk management framework. The risks faced by the Group are managed through the close involvement of the management in the Group's activities.

a) Market risk

Market risk is the risk that changes in market prices, such as foreign exchange rates and interest rates will affect the Group's income or the value of its holdings of financial assets. The objective of market risks management is to manage and control market risk exposures within acceptable parameters, while optimising the return. The Group has a set of acceptable parameters, based on value at risk, which may be accepted, and which is monitored on a regular basis.

DLALA BROKERAGE AND INVESTMENT HOLDING COMPANY Q.P.S.C.
NOTES TO THE CONSOLIDATED FINANCIAL STATEMENTS
AS AT AND FOR THE YEAR ENDED 31 DECEMBER 2024
(All amounts expressed in thousands of Qatari Riyal unless otherwise stated)

27. FINANCIAL RISKS AND CAPITAL MANAGEMENT (CONTINUED)

Financial risks management (continued)

a) Market risk (continued)

(i) Currency risk

The Group is not exposed to significant foreign exchange risk as it primarily transacts in Qatari Riyal, which is the Group's functional currency. Also, some transactions of the Group in the US Dollar bear no foreign currency risk as the US Dollar is pegged with the Qatari Riyal.

(ii) Interest rate risk

Interest rate risk is the risk that the Group's earnings will be affected as a result of fluctuations in the value of financial instruments due to changes in market interest rates. The Group's interest rate risk arises from short-term deposits and due from a related party. Management monitors the interest rate fluctuations on a continuous basis and acts accordingly.

At the reporting date, the interest rate profile of the Group's interest-bearing financial instruments is:

<i>Floating interest rate instruments</i>	2024	2023
Short-term deposits (Note 4)	27,427	32,000

The following table demonstrates the sensitivity of the consolidated statement of profit or loss to reasonably possible changes in interest rates by 25 basis points, with all other variables held constant. The sensitivity of the consolidated statement of profit or loss is the effect of the assumed changes in interest rates for one year, based on the floating rate financial liabilities held at the reporting date.

The effect of the decreases in interest rates is expected to be equal and opposite to the effect of the increases shown:

	<i>Increase in basis points</i>	<i>Effect on profit</i>
31 December 2024	+25	68
Floating interest rate instruments	-25	(68)
31 December 2023	+25	80
Floating interest rate instruments	-25	(80)

(iii) Equity price risk

The Group's listed and non-listed equity investments are susceptible to market price risk arising from uncertainties about future values of the investment securities. The Group manages the equity price risk through diversification and by placing limits on individual and total equity instruments. Reports on the equity portfolio are submitted to the Group's senior management on a regular basis. The Group's Board of Directors reviews and approves all equity investment decisions.

At the reporting date, the exposure to equity investments at fair value listed on the QSE was QR 72,502 thousand (2023: 94,429 thousand). Given that the changes in fair values of the equity investments held are strongly positively correlated with changes of the QSE market index, the Group has determined that an increase / (decrease) of 10% on the QSE market index could have an impact of approximately QR 7,250 thousand (2023: 9,443 thousand) increase/(decrease) on the income and equity attributable to the Group.

DLALA BROKERAGE AND INVESTMENT HOLDING COMPANY Q.P.S.C.
NOTES TO THE CONSOLIDATED FINANCIAL STATEMENTS
AS AT AND FOR THE YEAR ENDED 31 DECEMBER 2024
(All amounts expressed in thousands of Qatari Riyal unless otherwise stated)

27. FINANCIAL RISKS AND CAPITAL MANAGEMENT (CONTINUED)

Financial risks management (continued)

b) Credit risk

Credit risk is the risk of financial loss to the Group if a customer or counterparty to a financial instrument fails to meet its contractual obligations, and arises principally from the Group's due from customers, due from related parties, bank balances, due from QCSD and certain other assets.

Below table summarises the maximum exposure of the Group equal to the carrying amounts of these financial assets are as follows:

	2024	2023
Bank balances - customer funds	190,535	204,806
Cash in banks	38,890	68,345
Due from QCSD	12,002	75,157
Due from customers	31,875	7,220
Other assets	13,175	3,044
At 31 December	286,477	358,572

Due from customers

The Group's exposure to credit risk is influenced mainly by the individual characteristics of each customer. However, management also considers the factors that may influence the credit risk of its customer base, including the default risk associated with the industry and country in which customers operate.

The Group limits its exposure to credit risk from these financial assets by evaluating the creditworthiness of each counter - party prior to entering into contracts; establishing sale limits for each counterparty, which are reviewed regularly; and periodically reviewing the collectability of its receivables for identification of any impaired amounts.

The following table provides information about the exposure to credit risk and ECLs for due from customers as at 31 December:

	Weighted average loss rate (1)	Gross carrying amounts	Loss allowance	Credit- Impaired
2024				
Current	-	30,019	-	-
Above 365 days	3%	1,922	-	66
Total (Note 6)		31,941	-	66
	Weighted average loss rate (1)	Gross carrying amounts	Loss allowance	Credit- Impaired
2023				
Current	-	7,220	-	-
Above 365 days	100%	3,002	-	3,002
Total (Note 6)		10,222	-	3,002

Cash in banks and bank balances - customer funds

The cash and cash equivalents are held with a credit worthy and reputable banks.

Impairment on cash and cash equivalents has been measured on a 12-month expected loss basis and reflects the short maturities of the exposures. The Group considers that its cash and cash equivalents have low credit risk based on the external credit ratings of the counterparties.

DLALA BROKERAGE AND INVESTMENT HOLDING COMPANY Q.P.S.C.
NOTES TO THE CONSOLIDATED FINANCIAL STATEMENTS
AS AT AND FOR THE YEAR ENDED 31 DECEMBER 2024
(All amounts expressed in thousands of Qatari Riyal unless otherwise stated)

27. FINANCIAL RISKS AND CAPITAL MANAGEMENT (CONTINUED)

Financial risks management (continued)

b) Credit risk (continued)

Due from QCSD

Management believes that there is no significant credit risk from the outstanding amount from QCSD as it is a government entity.

Other receivables

The Group uses an allowance matrix to measure the ECLs of its receivables from staff. Credit risks on these receivables are considered to be minimal as these are substantially recovered on monthly basis and based on historical payment behaviour and analysis of customer credit base and accordingly no provision for impairment on these receivables is recognised.

b) Liquidity risk

Liquidity risk is the risk that the Group will encounter difficulty in meeting the obligations associated with its financial liabilities that are settled by delivering cash or another financial asset. The Group's objective when managing liquidity is to ensure, as far as possible, that it will have sufficient liquidity to meet its liabilities when they are due, under both normal and stressed conditions, without incurring unacceptable losses or risking damage to the Group's reputation.

Exposure to liquidity risk

The following are the remaining contractual maturities of financial liabilities at the reporting date. The amounts are gross and undiscounted and include contractual interest payments and exclude the impact of netting agreements.

The table summarises the maturity profile of the Group's undiscounted financial liabilities at 31 December based on contractual payment dates and current market profit.

	2024				
	Carrying amounts	Contractual cash flows	Less than 1 year	1-2 years	2-5 years
Financial liabilities					
Due to customers	188,667	188,667	188,667	-	-
Dividend payable	15,658	15,658	15,658	-	-
Other liabilities	101	101	101	-	-
	204,426	204,426	204,426	-	-
	2023				
	Carrying amounts	Contractual cash flows	Less than 1 year	1-2 years	2-5 years
Financial liabilities					
Due to customers	276,235	276,235	276,235	-	-
Dividend payable	15,666	15,666	15,666	-	-
Other liabilities	1,199	1,199	1,199	-	-
	293,100	293,100	293,100	-	-

Capital management

The Group's policy is to maintain a strong capital base so as to maintain investor, creditor and to sustain future development of the business. The management monitors the capital, which the Group defines as total shareholders' equity excluding cumulative changes in fair value reserve and is measured at surplus of QR 184,693 thousand as at 31 December 2024 (31 December 2023: surplus of QR 187,243 thousand).

DLALA BROKERAGE AND INVESTMENT HOLDING COMPANY Q.P.S.C.
NOTES TO THE CONSOLIDATED FINANCIAL STATEMENTS
AS AT AND FOR THE YEAR ENDED 31 DECEMBER 2024
(All amounts expressed in thousands of Qatari Riyal unless otherwise stated)

27. FINANCIAL RISKS AND CAPITAL MANAGEMENT (CONTINUED)

Capital management (continued)

The Group manages its capital structure and makes adjustments to it, in light of changes in business conditions. To maintain or adjust the capital structure, the Group may adjust the dividend payment to shareholders or increase capital. No changes were made in the objectives, policies or process during the year 2024 and 2023.

28. FAIR VALUE MEASUREMENT

Fair value is the amount for which an asset can be exchanged, or a liability settled, between knowledgeable and willing parties at arm's length basis. Since the accompanying consolidated financial statements have been prepared under the historical cost convention, the carrying value of the Group's financial instruments except for certain investments as recorded could therefore be different from the fair value. However, in management's opinion, the fair values of the Group's financial assets and liabilities are not considered significantly different from their book value. The following table provides the fair value measurement hierarchy of the Group's assets and liabilities.

Fair value measurement hierarchy for assets as at 31 December:

2024	Fair value measurement				
	Date of valuation	Total	Quoted prices in active markets (Level 1)	Significant observable inputs (Level 2)	Significant unobservable inputs (Level 3)
<i>Assets measured at fair value</i>					
Investment properties	31-Dec-24	11,596	-	11,596	-
<i>Quoted equity investments</i>					
Financial assets at FVTPL	31-Dec-24	72,502	72,502	-	-
2023	Fair value measurement				
	Date of valuation	Total	Quoted prices in active markets (Level 1)	Significant observable inputs (Level 2)	Significant unobservable inputs (Level 3)
<i>Assets measured at fair value</i>					
Investment properties	31-Dec-23	11,469	-	11,469	-
<i>Quoted equity investments</i>					
Financial assets at FVOCI	31-Dec-23	3,705	3,705	-	-
Financial assets at FVTPL	31-Dec-23	90,724	90,724	-	-

The following table show the valuation techniques used in measuring Level 2 and Level 3 fair values for financial instruments in the consolidated statement of financial position as well as the significant unobservable inputs used.

Valuation techniques and significant unobservable inputs

The following table shows the valuation techniques used in measuring Level 2 fair values as at 31 December 2024 for assets and liabilities measured at fair value in the consolidated statement of financial position, as well as the significant unobservable inputs used. Related valuation processes are described in (Note 10).

DLALA BROKERAGE AND INVESTMENT HOLDING COMPANY Q.P.S.C.
NOTES TO THE CONSOLIDATED FINANCIAL STATEMENTS
AS AT AND FOR THE YEAR ENDED 31 DECEMBER 2024
(All amounts expressed in thousands of Qatari Riyal unless otherwise stated)

28. FAIR VALUE MEASUREMENT (CONTINUED)

Valuation techniques and significant unobservable inputs (continued)

<i>Type</i>	<i>Valuation technique</i>	<i>Significant unobservable inputs</i>	<i>Inter-relationship between significant unobservable inputs and fair value measurement</i>
Investment property – Land and buildings in State of Qatar	<i>Market comparison technique:</i> The fair values are calculated as derived from the current market prices available for the properties or nearby / adjacent properties adjusted for any differences with the comparable properties.	Not applicable	Not applicable

29. SIGNIFICANT ACCOUNTING JUDGEMENTS AND ESTIMATES

In preparing these consolidated financial statements, management has made judgments, estimates and assumptions that affect the application of accounting policies and the reported amounts of assets, liabilities, income and expenses.

Estimates and underlying assumptions are reviewed on an ongoing basis. Revisions to estimates are recognised prospectively.

Information about significant areas that involve higher degree of judgment or complexity, or areas where assumptions or estimates have a significant risk of resulting in a material adjustment to the amounts recognised in the consolidated financial statements are as follows:

Impairment of receivables

The expected credit loss (ECL) impairment model requires forward looking information, which is based on assumptions for the future movement of different economic drivers and how these drivers will affect each other. It also requires management to assign probability of default to various categories of receivables. Probability of default constitutes a key input in measuring an ECL and entails considerable judgement; it is an estimate of the likelihood of default over a given time horizon, the calculation of which includes historical data, assumptions and expectations of future conditions.

Business model assessment

Classification and measurement of financial assets depends on the results of the SPPI and the business model test. The Group determines the business model at a level that reflects how groups of financial assets are managed together to achieve a particular business objective. This assessment includes judgment reflecting all relevant evidence including how the performance of the assets is evaluated and their performance measured, the risks that affect the performance of the assets and how the managers of the assets are compensated. The Group monitors financial assets measured at amortised cost that are derecognised prior to their maturity to understand the reason for their disposal and whether the reasons are consistent with the objective of the business for which the asset was held. Monitoring is part of Group's continuous assessment of whether the business model for which the remaining financial assets are held continues to be appropriate and if it is not appropriate whether there has been a change in business model and so a prospective change to the classification of those assets. No such changes required during the year.

Useful lives of intangible asset and property and equipment

The Group's management determines the estimated useful lives of its intangible assets and property and equipment in order to calculate the depreciation and the amortisation. This estimate is determined after considering the expected usage of the asset and intangibles, physical wear and tear, technical or commercial obsolescence.

DLALA BROKERAGE AND INVESTMENT HOLDING COMPANY Q.P.S.C.

NOTES TO THE CONSOLIDATED FINANCIAL STATEMENTS

AS AT AND FOR THE YEAR ENDED 31 DECEMBER 2024

(All amounts expressed in thousands of Qatari Riyal unless otherwise stated)

29. SIGNIFICANT ACCOUNTING JUDGEMENTS AND ESTIMATES (CONTINUED)

Useful lives of intangible asset and property and equipment (continued)

The Group's management reviews the residual value and useful lives annually and future depreciation and amortisation charge would be adjusted where the management believes the useful lives differ from previous estimates.

Impairment of non-financial assets

The carrying amounts of the Group's non-financial assets (intangible asset and property and equipment) are reviewed at each reporting date to determine whether there is any indication of impairment. The determination of what can be considered impaired requires significant judgement. As at the reporting date, management did not identify any evidence from internal reporting indicating impairment of an asset or class of assets.

Fair value measurement of investment properties

The Group carries its investment properties at fair value, with changes in fair value being recognised in the consolidated statement of comprehensive income. The Group engages independent external valuers to determine the fair value. The valuers used recognised valuation techniques such as market approach.

Distinction between property and equipment, trading properties and investment properties

The Group determines whether a property qualifies as an investment property. In making its judgment, the Group considers whether the property generates cash flows largely independent of the other assets held by an entity. Property and equipment or owner-occupied properties generate cash flows that are attributable not only to the property but also to the other assets used in the production or supply process.

Group holds some properties that comprise a portion that is held to earn rentals or for capital appreciation and another portion that is held for use for administrative purposes. These portions could not be sold separately (or leased out separately under a finance lease), so the Group has classified the whole of property as property and equipment because only an insignificant portion is held for use to earn rentals.

Legal proceedings

The Group is subject to legal proceedings in which the ultimate outcome of each being always subject to many uncertainties inherent in litigation. The management applies significant assumptions in measuring the risks of exposure to contingent liabilities and provisions related to existing legal proceedings and other unsettled claims. The management's judgment is required in estimating the probability of a successful claim against the Group or crystallizing of a material obligation, and in determining the probable amount of the final settlement or obligation. The Group makes provisions against legal cases for all present obligations based on their prior experience on similar cases and advice sought from the legal advisers.

Provision for employees' end of service benefits

Management has measured the Group's obligation for the post-employment benefits of its employees based on the provisions of the Qatar Labour Law No. 14 of 2004. Management does not perform an actuarial valuation as required by International Accounting Standard 19 "Employee Benefits" as it estimates that such valuation does not result to a significantly different level of provision. The calculation of the provision is performed by management at the end of each year, and any change to the projected benefit obligation at the year-end is adjusted in the provision for employees' end of service benefits in the profit or loss.

Other provisions and liabilities

Other provisions and liabilities are recognized in the period only to the extent management considers it probable that there will be a future outflow of funds resulting from past operations or events and the amount of cash outflow can be reliably estimated. The timing of recognition and quantification of the liability require the application of judgment to existing facts and circumstances, which can be subject to change. Since the actual cash outflows can take place in subsequent years, the carrying amounts of provisions and liabilities are reviewed regularly and adjusted to take account of changing facts and circumstances.

DLALA BROKERAGE AND INVESTMENT HOLDING COMPANY Q.P.S.C.**NOTES TO THE CONSOLIDATED FINANCIAL STATEMENTS****AS AT AND FOR THE YEAR ENDED 31 DECEMBER 2024**

(All amounts expressed in thousands of Qatari Riyal unless otherwise stated)

29. SIGNIFICANT ACCOUNTING JUDGEMENTS AND ESTIMATES (CONTINUED)***Other provisions and liabilities (continued)***

A change in estimate of a recognized provision or liability would result in a charge or credit to profit or loss in the period in which the change occurs.

Going concern

The Group's management has made an assessment of the Group's ability to continue as a going concern and is satisfied that the Group has the resources to continue in business for the foreseeable future. Furthermore, the management is not aware of any material uncertainties that may cast significant doubt upon the Group's ability to continue as a going concern. Therefore, the consolidated financial statements continue to be prepared on a going concern basis.

30. COMPARATIVE FINANCIAL INFORMATION

Certain changes in the classification of accounts and accordingly, to the supporting note disclosures have been made to the previous year's consolidated financial statements to confirm to the current year's consolidated financial statements' presentation.

The reclassification did not materially affect previously reported profit or equity.

	As previously reported 31 December 2023	Adjustments	As reclassified 31 December 2023
Consolidated statement of financial position			
Non-current asset			
Intangible assets (Note 11)	723	265	988
Current asset			
Other assets (Note 8)	4,864	(265)	4,599
	As previously reported 31 December 2023	Adjustments	As reclassified 31 December 2023
Consolidated statement of comprehensive income			
Information technology and communication costs (Note 21)	4,101	(8)	4,093
Amortisation of intangible assets (Note 21)	769	8	777
Reversal of provision for impairment loss on due from customers (Note 6)	-	25	25
Other income	271	(25)	246

31. SUBSEQUENT EVENTS

On 15 January 2025, the Group received QR 2,162 thousand from the Supreme Judiciary Council as the final settlement of an outstanding amount from a customer (Case No. 148/2023) who had defaulted on payments in previous years, totalling QR 2,936 thousand. This settlement includes the remaining past-due amount of QR 1,856 thousand along with additional compensation of QR 306 thousand (Note 20). As a result, the Group reversed the provision related to this customer for QR 1,856 thousand. Together with the QR 1,080 thousand collected in 2024, the reversed provision for this customer amounts to QR 2,936 thousand.