

**Dlala Brokerage and Investments Holding  
Company Q.S.C.**

**REVIEWED INTERIM CONDENSED  
CONSOLIDATED  
FINANCIAL STATEMENTS**

**30 JUNE 2011**

## REPORT ON REVIEW OF INTERIM CONDENSED CONSOLIDATED FINANCIAL STATEMENTS TO THE BOARD OF DIRECTORS OF DLALA BROKERAGE AND INVESTMENTS HOLDING COMPANY Q.S.C.

### Introduction

We have reviewed the accompanying interim condensed consolidated financial statements of Dlala Brokerage and Investment Holding Company Q.S.C. ("the Company") and its subsidiaries (together referred to as "the Group") as at 30 June 2011, comprising of the interim consolidated statement of financial position as at 30 June 2011 and the related interim consolidated statements of income, comprehensive income, cash flows and changes in equity for the six month period then ended and explanatory notes. Management is responsible for the preparation and presentation of these interim condensed consolidated financial statements in accordance with International Financial Reporting Standard IAS 34 Interim Financial Reporting ("IAS 34"). Our responsibility is to express a conclusion on these interim condensed consolidated financial statements based on our review.

### Scope of review


We conducted our review in accordance with International Standard on Review Engagements 2410, "Review of Interim Financial Information Performed by the Independent Auditor of the Entity". A review of interim financial information consists of making inquiries, primarily of persons responsible for financial and accounting matters, and applying analytical and other review procedures. A review is substantially less in scope than an audit conducted in accordance with International Standards on Auditing. Consequently, it does not enable us to obtain assurance that we would become aware of all significant matters that might be identified in an audit. Accordingly, we do not express an audit opinion.

### Conclusion

Based on our review, nothing has come to our attention that causes us to believe that the accompanying interim condensed consolidated financial statements are not prepared, in all material respects, in accordance with IAS 34.

### Other matter

The interim condensed consolidated financial statements of the Group as of 30 June 2010 were reviewed and the consolidated financial statements as of 31 December 2010 were audited by another auditor, whose reports dated 9 August 2010 and 18 January 2011, respectively, expressed an unqualified review conclusion and an unqualified audit opinion on those consolidated financial statements.

  
Ziad Nader  
Of Ernst & Young  
Auditor's Registration No. 258

Date: 27 July 2011  
Doha





**Dlala Brokerage and Investments Holding Company Q.S.C.**

**INTERIM CONSOLIDATED STATEMENT OF FINANCIAL POSITION**

At 30 June 2011

	Notes	30 June 2011 QR'000 (Reviewed)	31 December 2010 QR'000 (Audited)
<b>ASSETS</b>			
<b>Current assets</b>			
Cash and bank balances	3	216,044	172,456
Bank balances – customer funds	4	411,551	308,648
Due from customers		124,075	48,638
Due from Qatar Exchange		-	104,371
Other assets		3,639	3,157
		<u>755,309</u>	<u>637,270</u>
<b>Non-current assets</b>			
Financial investments - available-for-sale	5	13,005	33,654
Property and equipment	6	56,688	59,270
		<u>69,693</u>	<u>92,924</u>
<b>TOTAL ASSETS</b>		<u><b>825,002</b></u>	<u><b>730,194</b></u>
<b>LIABILITIES AND EQUITY</b>			
<b>Liabilities</b>			
<b>Current liabilities</b>			
Due to customers		554,430	462,177
Due to Qatar Exchange		9,445	-
Other liabilities		31,590	30,892
		<u>595,465</u>	<u>493,069</u>
<b>Non-current liabilities</b>			
Employees' end of service benefits		1,586	1,434
<b>Total liabilities</b>		<u><b>597,051</b></u>	<u><b>494,503</b></u>
<b>Equity</b>			
Share capital		200,000	200,000
Legal reserve		10,713	10,713
Fair value reserve		(54)	7,477
Retained earnings		17,246	17,457
<b>Equity attributable to owners of the parent</b>		<u><b>227,905</b></u>	<u><b>235,647</b></u>
Non-controlling interests		46	44
<b>Total equity</b>		<u><b>227,951</b></u>	<u><b>235,691</b></u>
<b>TOTAL LIABILITIES AND EQUITY</b>		<u><b>825,002</b></u>	<u><b>730,194</b></u>

  
Mr. Rashid Ahmed Al Mannai  
Chairman

  
H.E. Sheikh Hamad Nasser Al-Thani  
Vice Chairman

The attached notes 1 to 12 form part of these interim condensed consolidated financial statements.



# Dlala Brokerage and Investments Holding Company Q.S.C.

## INTERIM CONSOLIDATED STATEMENT OF INCOME

For the six months ended 30 June 2011

	<i>Notes</i>	<i>Six months ended 30 June</i>	
		<b>2011</b> <b>QR'000</b> <b>(Reviewed)</b>	<b>2010</b> <b>QR'000</b> <b>(Reviewed)</b>
Brokerage and commission income		<b>45,126</b>	37,714
Brokerage and commission expense		<b>(21,418)</b>	(15,931)
<b>Net brokerage and commission income</b>		<b>23,708</b>	21,783
Fee income on real estate		<b>1,042</b>	228
Investment income		<b>10,762</b>	1,464
Interest income		<b>2,232</b>	4,989
<b>Net operating income</b>		<b>37,744</b>	28,464
Other income		-	4,228
General and administration expenses		<b>(18,148)</b>	(18,678)
Impairment of financial investments - available-for-sale		-	(746)
Depreciation	6	<b>(2,805)</b>	(2,961)
<b>PROFIT FOR THE PERIOD</b>		<b>16,791</b>	10,307
Attributable to:			
Owners of the parent		<b>16,789</b>	10,305
Non-controlling interests		<b>2</b>	2
		<b>16,791</b>	10,307
<b>BASIC AND DILUTED EARNINGS PER SHARE (QR)</b>	7	<b>0.84</b>	0.52

The attached notes 1 to 12 form part of these interim condensed consolidated financial statements.

**Dlala Brokerage and Investments Holding Company Q.S.C.**

**INTERIM CONSOLIDATED STATEMENT OF COMPREHENSIVE INCOME**

For the six months ended 30 June 2011

	<i>Six months ended 30 June</i>	
	<b>2011</b>	<b>2010</b>
	<b>QR'000</b>	<b>QR'000</b>
	<b>(Reviewed)</b>	<b>(Reviewed)</b>
Profit for the period	<u>16,791</u>	<u>10,307</u>
<b>Other comprehensive income:</b>		
Net fair value (loss) gain on available-for-sale investments	(2,002)	211
Net gain on disposal of available-for-sale investments reclassified to the consolidated statement of income	(5,529)	-
Impairment losses on available-for-sale investments reclassified to the consolidated statement of income	<u>-</u>	<u>746</u>
<b>Total other comprehensive (loss) income for the period</b>	<u><b>(7,531)</b></u>	<u><b>957</b></u>
<b>TOTAL COMPREHENSIVE INCOME FOR THE PERIOD</b>	<u><b>9,260</b></u>	<u><b>11,264</b></u>
Attributable to:		
Owners of the parent	9,258	11,262
Non-controlling interests	<u>2</u>	<u>2</u>
	<u><b>9,260</b></u>	<u><b>11,264</b></u>

The attached notes 1 to 12 form part of these interim condensed consolidated financial statements.

**Dlala Brokerage and Investments Holding Company Q.S.C.**

**INTERIM CONSOLIDATED STATEMENT OF CASH FLOWS**

For the six months ended 30 June 2011

	Notes	Six months ended 30 June	
		2011 QR'000 (Reviewed)	2010 QR'000 (Reviewed)
<b>OPERATING ACTIVITIES</b>			
Profit for the period		16,791	10,307
Adjustments for:			
Depreciation		2,805	2,961
Provision for employees' end of service benefits		333	230
Impairment of financial investments – available-for-sale		-	746
Profit on sale of financial investments – available-for-sale		(9,997)	-
Loss on disposal of property and equipment		410	803
Interest income		(2,232)	(4,989)
Dividend income		(765)	(1,464)
Reversal of provision		-	(4,229)
		7,345	4,365
Working capital changes:			
Customers funds		(102,903)	102,533
Due from customers		(75,437)	1,494
Due from/to Qatar Exchange		113,816	(4,950)
Other assets		(482)	580
Due to customers		92,253	(64,793)
Other liabilities		698	(2,028)
Cash from operations		35,290	37,201
Employees' end of service benefits paid		(181)	(152)
Net cash from operating activities		35,109	37,049
<b>INVESTING ACTIVITIES</b>			
Proceeds from sale of available-for-sale investments		26,707	-
Purchase of available-for-sale investments		(3,592)	(8,303)
Proceeds from disposal of property and equipment		39	227
Purchase of property and equipment	6	(672)	(2,793)
Interest income		2,232	4,989
Dividend income		765	1,464
Net cash from (used in) investing activities		25,479	(4,416)
<b>FINANCING ACTIVITIES</b>			
Dividends paid	10	(17,000)	-
Movement in fixed deposits		-	(41,000)
Net cash used in financing activities		(17,000)	(41,000)
<b>INCREASE (DECREASE) IN CASH AND CASH EQUIVALENTS</b>		<b>43,588</b>	<b>(8,367)</b>
Cash and cash equivalents at 1 January		172,456	190,425
<b>CASH AND CASH EQUIVALENTS AT 30 JUNE</b>	3	<b>216,044</b>	<b>182,058</b>

The attached notes 1 to 12 form part of these interim condensed consolidated financial statements.



# Dlala Brokerage and Investments Holding Company Q.S.C.

## INTERIM CONSOLIDATED STATEMENT OF CHANGES IN EQUITY

For the six months ended 30 June 2011

*Attributable to owners of the parent*

	Share capital QR '000	Legal reserve QR '000	Fair value reserve QR '000	Retained earnings QR '000	Total QR '000	Non- controlling interests QR '000	Total equity QR '000
At 1 January 2010 ( <i>Audited</i> )	200,000	9,399	820	5,965	216,184	41	216,225
Profit for the period	-	-	-	10,305	10,305	2	10,307
Other comprehensive income for the period	-	-	957	-	957	-	957
Total comprehensive income for the period	-	-	957	10,305	11,262	2	11,264
At 30 June 2010 ( <i>Reviewed</i> )	200,000	9,399	1,777	16,270	227,446	43	227,489
At 1 January 2011 ( <i>Audited</i> )	200,000	10,713	7,477	17,457	235,647	44	235,691
Profit for the period	-	-	-	16,789	16,789	2	16,791
Other comprehensive loss for the period	-	-	(7,531)	-	(7,531)	-	(7,531)
Total comprehensive income for the period	-	-	(7,531)	16,789	9,258	2	9,260
Dividend paid (Note 10)	-	-	-	(17,000)	(17,000)	-	(17,000)
At 30 June 2011 ( <i>Reviewed</i> )	200,000	10,713	(54)	17,246	227,905	46	227,951

The attached notes 1 to 12 form part of these interim condensed consolidated financial statements.

# Dlala Brokerage and Investments Holding Company Q.S.C.

## NOTES TO THE INTERIM CONDENSED CONSOLIDATED FINANCIAL STATEMENTS

At 30 June 2011

### 1 CORPORATE INFORMATION

Dlala Brokerage and Investment Holding Company Q.S.C. ("the Company") is a Qatari Shareholding Company (Q.S.C.) incorporated in the State of Qatar on May 24, 2005 under Commercial Registration No.30670. The Company is listed in the Qatar Exchange and is governed by the provisions of the Qatar Commercial Companies Law No. 5 of 2002, and the regulations of Qatar Financial Markets Authority and Qatar Exchange.

The Company together with its subsidiaries is engaged in brokerage activities at the Qatar Exchange and in investment activities.

The interim condensed consolidated financial statements of the Group for the six month period ended 30 June 2011 were authorised for issue by the Board of Directors on 27 July 2011.

### 2 BASIS OF PREPARATION AND SIGNIFICANT ACCOUNTING POLICIES

#### 2.1 Basis of preparation

The interim condensed consolidated financial statements for the six months ended 30 June 2011 have been prepared in accordance with International Financial Reporting Standard IAS 34 "Interim Financial Reporting" ("IAS 34").

The interim condensed consolidated financial statements are prepared in Qatar Riyals, which is the Group's functional and presentation currency and all values are rounded to the nearest thousands (QR'000) except when otherwise indicated.

The interim condensed consolidated financial statements do not include all the information and disclosures required in the annual consolidated financial statements and should be read in conjunction with the Group's annual consolidated financial statements as at 31 December 2010. In addition, the results for the six months ended 30 June 2011 are not necessarily indicative of the results that may be expected for the financial year ending 31 December 2011.

#### 2.2 Basis of consolidation

The interim condensed consolidated financial statements comprise the interim condensed financial statements of Dlala Brokerage and Investments Holding Company Q.S.C. ("the Company") and its subsidiaries (together referred to as "the Group"). The principal subsidiaries of the Group are as follows:

<i>Entity Name</i>	<i>Country of incorporation</i>	<i>Relationship</i>	<i>Ownership interest 2011</i>	<i>Ownership interest 2010</i>
Dlala Brokerage W.L.L.	Qatar	Subsidiary	99.98%	99.98%
Dlala Islamic Brokerage W.L.L.	Qatar	Subsidiary	99.98%	99.98%
Dlala Real Estate S.P.C.	Qatar	Subsidiary	100%	100%
Dlala Investment Company L.L.C. (Dormant)	Qatar	Subsidiary	99.90%	99.90%
Dlala International L.L.C. (Dormant)	Qatar	Subsidiary	99.50%	99.50%
Dlala Information Technology S.P.C. (Dormant)	Qatar	Subsidiary	100%	100%

Subsidiaries are fully consolidated from the date of acquisition, being the date on which the Group obtains control, and continues to be consolidated until the date that such control ceases. The financial statements of the subsidiaries are prepared for the same reporting period as the parent company, using consistent accounting principles.

Non controlling interests represent the portion of profit or loss and net assets not owned, directly or indirectly, by the Group and are presented separately in the consolidated statement of income and within equity in the consolidated statement of financial position, separately from the equity attributable to the owners of the parent. Acquisitions of non controlling interests are accounted for using the parent entity extension method, whereby, the difference between the consideration and the fair value of the share of the net assets acquired is recognized as goodwill. Any deficiency of the cost of acquisition below the fair values of the identifiable net assets acquired (i.e. a discount on acquisition) is recognized directly in the consolidated statement of income in the year of acquisition.



**2 BASIS OF PREPARATION AND SIGNIFICANT ACCOUNTING POLICIES (continued)**

**2.2 Basis of consolidation (continued)**

All material inter-group balances and transactions, and any unrealised gains arising from intra-group transactions are eliminated in preparing the interim condensed consolidated financial statements.

**2.3 Significant accounting policies**

The accounting policies adopted in the preparation of the interim condensed consolidated financial statements are the same as those followed in the preparation of the Group's annual financial statements for the year ended 31 December 2010, except as noted below:

During the period, the Group has adopted the following standards effective for annual periods beginning on or after 1 January 2011.

*IAS 24, 'Related Party Disclosures (Revised)'*

The definition of a related party has been clarified to simplify the identification of related party relationships, particularly in relation to significant influence and joint control. A partial exemption from the disclosures has been included for government-related entities. For these entities, the general disclosure requirements of IAS 24 will not apply. Instead, alternative disclosures have been included, requiring: (a) The name of the government and the nature of its relationship with the reporting entity (b) The nature and amount of individually significant transactions (c) A qualitative or quantitative indication of the extent of other transactions that are collectively significant. This amendment did not give rise to any changes to the Group's financial statements.

*Improvements to IFRS (issued May 2010)*

Improvements to IFRS comprise amendments that result in accounting changes for presentation, recognition or measurement purposes, as well as terminology or editorial amendments related to a variety of individual IFRS standards. Most of the amendments are effective for annual periods beginning on or after 1 January 2011, with earlier application permitted. No material changes to accounting policies are expected as a result of these amendments.

The Group is currently evaluating the impact of the following new IFRS which are effective from 1 January 2013:

IFRS 10	Consolidated Financial Statements
IFRS 11	Joint Arrangements
IFRS 12	Disclosure of Interests in Other Entities
IFRS 13	Fair Value Measurement

The Group has not early adopted any standard, interpretation or amendment that was issued but is not yet effective.

# Dlala Brokerage and Investments Holding Company Q.S.C.

## NOTES TO THE INTERIM CONDENSED CONSOLIDATED FINANCIAL STATEMENTS

At 30 June 2011

### 3 CASH AND CASH EQUIVALENTS

Cash and cash equivalents included in the interim consolidated statement of cash flows include the following balances:

	<b>30 June 2011 QR'000 (Reviewed)</b>	<b>30 June 2010 QR'000 (Reviewed)</b>
Cash and bank balances	<b>216,044</b>	223,058
Less : Bank deposits with an original maturity of more than 3 months	<b>-</b>	(41,000)
Cash and cash equivalents	<b><u>216,044</u></b>	<b><u>182,058</u></b>

Bank balances include short term deposits made for varying periods of between one day and three months, depending on the immediate cash requirements of the Group, and earn interest at the respective short term deposit rates.

### 4 BANK BALANCES – CUSTOMER FUNDS

Bank balances - customer funds represent bank balances for customers, which the Group holds in trust until the customers commit those funds to the purchase of shares, following which the Group transfers the committed funds to the Group's bank accounts and settles the transactions with the settlement authority.

### 5 FINANCIAL INVESTMENTS – AVAILABLE-FOR-SALE

	<b>30 June 2011 (Reviewed)</b>			<b>31 December 2010 (Audited)</b>		
	<b>Listed QR'000</b>	<b>Unlisted QR'000</b>	<b>Total QR'000</b>	<b>Listed QR'000</b>	<b>Unlisted QR'000</b>	<b>Total QR'000</b>
Shares	<b>10,041</b>	<b>991</b>	<b>11,032</b>	30,624	991	31,615
Funds	<b>-</b>	<b>1,973</b>	<b>1,973</b>	-	2,039	2,039
Total	<b><u>10,041</u></b>	<b><u>2,964</u></b>	<b><u>13,005</u></b>	<b><u>30,624</u></b>	<b><u>3,030</u></b>	<b><u>33,654</u></b>



# Dlala Brokerage and Investments Holding Company Q.S.C.

## NOTES TO THE INTERIM CONDENSED CONSOLIDATED FINANCIAL STATEMENTS At 30 June 2011

### 6 PROPERTY AND EQUIPMENT

	<i>30 June 2011 (Reviewed) QR'000</i>	<i>31 December 2010 (Audited) QR'000</i>
<i>Cost:</i>		
Balance at the beginning of the period/year	96,623	92,161
Additions during the period/year	672	6,689
Disposal/written off during the period/year	<u>(893)</u>	<u>(2,227)</u>
Balance at the end of the period/year	<u>96,402</u>	<u>96,623</u>
<i>Accumulated depreciation and impairment:</i>		
Balance at the beginning of the period/year	37,353	32,561
Depreciation for the period/year	2,805	5,989
Relating to disposal/written off during the period/year	<u>(444)</u>	<u>(1,197)</u>
Balance at the end of the period/year	<u>39,714</u>	<u>37,353</u>
Net carrying amount at the end of the period/year	<u>56,688</u>	<u>59,270</u>

### 7 EARNINGS PER SHARE

Basic earnings per share is calculated by dividing the profit for the period attributable to owners of the parent by the weighted average number of ordinary shares outstanding during the period.

There were no potentially diluted shares outstanding at any time during the period and therefore, the diluted earnings per share is equal to the basic earnings per share.

	<i>Six months ended 30 June 2011 (Reviewed)</i>	<i>2010 (Reviewed)</i>
Profit for the period attributable to owners of the parent (QR'000)	<u>16,789</u>	<u>10,305</u>
Weighted average number of shares outstanding during the period (No. of shares)	<u>20,000,000</u>	<u>20,000,000</u>
Basic and diluted earnings per share (QR)	<u>0.84</u>	<u>0.52</u>

The weighted average number of shares for the purpose of calculating earnings per share has been calculated as follows:

	<i>30 June 2011 (Reviewed)</i>	<i>30 June 2010 (Reviewed)</i>
Qualifying shares at the beginning of the period	<u>20,000,000</u>	<u>20,000,000</u>
Qualifying shares at the end of the period	<u>20,000,000</u>	<u>20,000,000</u>



# Dlala Brokerage and Investments Holding Company Q.S.C.

## NOTES TO THE INTERIM CONDENSED CONSOLIDATED FINANCIAL STATEMENTS

At 30 June 2011

### 8 CONTINGENT LIABILITIES

The Group had the following contingent liabilities from which it is anticipated that no material liabilities will arise.

	<b>30 June 2011 (Reviewed) QR'000</b>	<b>31 December 2010 (Audited) QR'000</b>
Letters of guarantee	<u>200,500</u>	<u>262,500</u>

### 9 RELATED PARTY DISCLOSURES

Related parties represent major shareholders, directors and key management personnel of the Group, and entities controlled, jointly controlled or significantly influenced by such parties. Pricing policies and terms of these transactions are approved by the Group's management.

Transactions with related parties included in the interim consolidated statement of income are as follows:

	<b>Six months ended 30 June 2011 (Reviewed) QR'000</b>	<b>2010 (Reviewed) QR'000</b>
Brokerage and commission income	<u>64</u>	<u>1</u>

Balances with related parties included in the interim consolidated statement of financial position are as follows:

	<b>30 June 2011 (Reviewed)</b>		<b>31 December 2010 (Audited)</b>	
	<b>Receivables QR'000</b>	<b>Payables QR'000</b>	<b>Receivables QR'000</b>	<b>Payables QR'000</b>
Key management personnel	<u>6,020</u>	<u>1</u>	<u>-</u>	<u>-</u>
	<u>6,020</u>	<u>1</u>	<u>-</u>	<u>-</u>

The above balances are included under due from and to customers respectively.

### Compensation of key management personnel

The remuneration of key management personnel during the period was as follows:

	<b>Six months ended 30 June 2011 (Reviewed) QR'000</b>	<b>2010 (Reviewed) QR'000</b>
Short-term benefits	767	996
Pension benefits	<u>51</u>	<u>69</u>
	<u>818</u>	<u>1,065</u>

# Dlala Brokerage and Investments Holding Company Q.S.C.

## NOTES TO THE INTERIM CONDENSED CONSOLIDATED FINANCIAL STATEMENTS

At 30 June 2011

### 10 DIVIDEND PAID

During the period, the Group declared and paid a cash dividend of QR 0.85 per share totaling to QR 17,000,000 (30 June 2010: Nil).

### 11 SEGMENT INFORMATION

For management purposes, the Group is organized into business units based on their nature of activities and has three reportable segments and other activities. The three reportable segments are as follows:

- Stock broking – this segment includes financial services provided to customers as a stock broker;
- Real estate – this segment includes providing property management, marketing and sales services for real estate clients;
- IT and international – this segment includes IT management services and other overseas financial services.

Management monitors the operating results of the operating segments separately for the purpose of making decisions about resource allocation and performance assessment. Segment performance is evaluated based on operating profit or loss.

The following table presents revenue and profit information regarding the Group's operating segment for the six months ended 30 June 2011 and 2010, respectively.

<i>Six months ended 30 June 2011 (Reviewed)</i>	<i>Stock broking QR'000</i>	<i>Real estate QR'000</i>	<i>IT and international QR'000</i>	<i>Others QR'000</i>	<i>Elimination QR'000</i>	<i>Total QR'000</i>
Brokerage and commission income	23,708	-	-	-	-	23,708
Others	3,653	2,110	235	9,717	(1,679)	14,036
<b>Segment revenue</b>	<b>27,361</b>	<b>2,110</b>	<b>235</b>	<b>9,717</b>	<b>(1,679)</b>	<b>37,744</b>
<b>Segment profit (loss)</b>	<b>9,371</b>	<b>(199)</b>	<b>224</b>	<b>7,395</b>	<b>-</b>	<b>16,791</b>
<b>Depreciation</b>	<b>660</b>	<b>199</b>	<b>-</b>	<b>1,946</b>	<b>-</b>	<b>2,805</b>
<i>Six months ended 30 June 2010 (Reviewed)</i>	<i>Stock broking QR'000</i>	<i>Real estate QR'000</i>	<i>IT and international QR'000</i>	<i>Others QR'000</i>	<i>Elimination QR'000</i>	<i>Total QR'000</i>
Brokerage and commission income	21,783	-	-	-	-	21,783
Others	5,563	1,456	554	722	(1,614)	6,681
<b>Segment revenue</b>	<b>27,346</b>	<b>1,456</b>	<b>554</b>	<b>722</b>	<b>(1,614)</b>	<b>28,464</b>
<b>Segment profit (loss)</b>	<b>11,232</b>	<b>129</b>	<b>554</b>	<b>(1,608)</b>	<b>-</b>	<b>10,307</b>
<b>Depreciation</b>	<b>999</b>	<b>81</b>	<b>-</b>	<b>1,881</b>	<b>-</b>	<b>2,961</b>

# Dlala Brokerage and Investments Holding Company Q.S.C.

## NOTES TO THE INTERIM CONDENSED CONSOLIDATED FINANCIAL STATEMENTS

At 30 June 2011

### 11 SEGMENT INFORMATION (continued)

The following table presents the segment assets and liabilities:

<i>At 30 June 2011 (Reviewed)</i>	<i>Stock broking QR'000</i>	<i>Real estate QR'000</i>	<i>IT and international QR'000</i>	<i>Others QR'000</i>	<i>Elimination QR'000</i>	<i>Total QR'000</i>
Total assets	<u>694,880</u>	<u>55,933</u>	<u>20,574</u>	<u>54,640</u>	<u>(1,025)</u>	<u>825,002</u>
Total liabilities	<u>573,533</u>	<u>939</u>	<u>59</u>	<u>23,545</u>	<u>(1,025)</u>	<u>597,051</u>
<i>At 31 December 2010 (Audited)</i>	<i>Stock broking QR'000</i>	<i>Real estate QR'000</i>	<i>IT and international QR'000</i>	<i>Others QR'000</i>	<i>Elimination QR'000</i>	<i>Total QR'000</i>
Total assets	<u>600,568</u>	<u>51,032</u>	<u>21,148</u>	<u>81,587</u>	<u>(24,141)</u>	<u>730,194</u>
Total liabilities	<u>475,266</u>	<u>492</u>	<u>20,050</u>	<u>22,836</u>	<u>(24,141)</u>	<u>494,503</u>

### 12 COMPARATIVE INFORMATION

Certain comparative figures pertaining to 31 December 2010 have been reclassified in order to conform to the presentation of the current period and improve the quality of the information presented. However, such reclassifications do not affect the previously reported profit or equity.